

Tips to Get to School Using Calgary Transit.



Planning Your Trip: Website

Using the website you can :
Plan an upcoming trip
Service alerts
Schedules and Routes



Mostly Cloudy, 18.6°C

MyID: Login Register Search Calgary Transit

Plan a Trip Schedules & Maps Service Updates Fares & Passes Getting Around

Home / Plan a Trip

Plan a Trip

Departing from


Going to

Departing Arriving

Today 11:38 am

Plan my trip

Planning your trip: Visual Travel Plan



Sample Transit Route Picture Book:

1. Walk to bus stop that is at the 69th Street station.



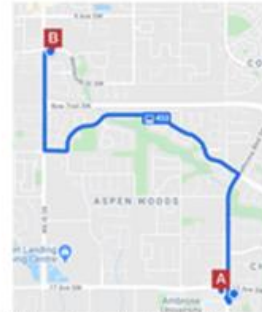
2. Find the sign that has 453 and Cougar Ridge on it.



3. Catch the number 453 bus going to Cougar Ridge. The bus might be a big bus or a smaller bus. Look for the number 453 at the front of the bus. You can ask the driver if you are on the right bus going to Cougar Ridge.



4. Stay on the bus while it navigates around from A to B on this map:



5. Get off at the bus stop beside the No Frills Store:



6. Exit the bus and turn right. Walk to 9th Ave and turn left towards 81st Street. Do not cross the street:



7. Turn left on 81st Street.



8. Walk along 81st SW until you hit the street sign that has Westpark Crescent and turn left.



Simplified Bus Schedule

Bus times to school in the morning

8:20am



8:35am



Bus times leaving school in the afternoon:

3:30pm



3:45pm



Hello, my name is: _____

I am traveling to: _____

Could you please tell me when I reach this stop so I can get off the bus: _____

Emergency Contact Numbers:

Name: _____

Phone Number: _____

Name: _____

Phone Number: _____

Planning your trip: What bus to get?

All buses have information that helps the passenger know which bus to get on.

The front of buses have the bus route number and destination.

For Example:

This bus is route 1

The destination is City Centre

Another way to find out which bus you want to get on is to ask the driver.



Transit Updates: Displays

Look for displays on the CTrain platform or at the bus stop to give you route information. Here are some examples:

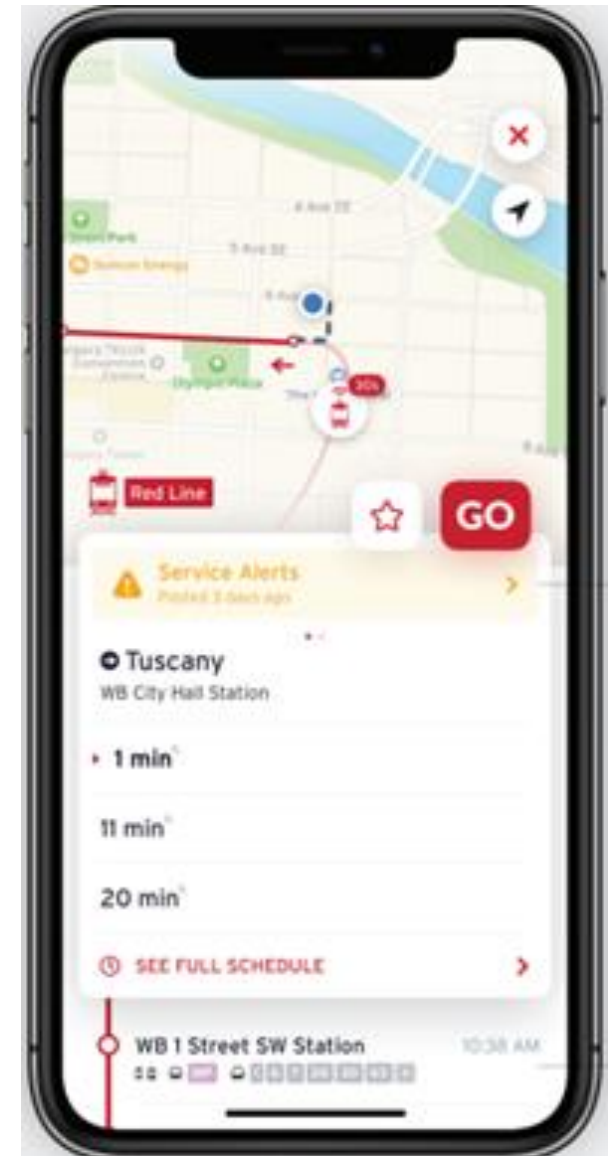


Transit Updates: Calgary Transit App



Real Time Information:

- Alerts and Service Updates
- Trip Planner
- Route Information
- Location alert
- Favourite Routes Information
- Go Trip Companion – hurry up alerts & alternatives to missed connections.



Different Ways to Pay your Fare



Safety Tip: Stay Back from Yellow Line



Standing too close to the yellow line can be dangerous.

Be safe and stand back.



Safety Tip: Hold on to Hand Rails


If you can't sit make sure you hold on to the hand rails so you don't fall when the bus or train starts moving.



Safety Tip: Be Visible to the Driver



- Stand or sit at the bus stop where the driver can see you
- Sit close to the bus driver when you are on the bus
- Wear brighter coloured clothing (especially when it is dark out)
- Wave to the bus driver as an indication to stop



Safety Tip: Help Buttons, Text, & Phone

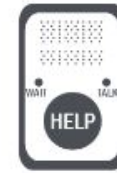


Stand by the Help Button on the C-Train and the platform.
Store the text and phone number on your device.



NEW: Text message

To discreetly report immediate safety or security concerns, text us at 74100 anywhere, anytime. Our staff will assist you and dispatch officers, if needed.



Help buttons/phones

Our CTrain stations, platforms and MAX Purple stations are all equipped with help phones where you can report your concern. Press a help button until it clicks and the green light comes on, to tell the operator what the situation is.



Phone us

Call us at **403-262-1000**, option 1, to report your concern.

Safety Tip: Crossing Tracks



Before crossing the rail tracks be sure to look both ways.



Do not cross tracks when lights are flashing & crossing arms are down.



Listen for a coming train by taking off/out your headphones or ear pods.





Etiquette: Backpacks



Seats are for people. Keep your backpacks on your lap when sitting.



If you are standing on the train or bus, take your back pack off and carry it.




Etiquette: Embarking & Disembarking



Give passengers space to get off the bus or train and wait for them to safely get off before you try to enter.

Let the bus driver know you want to get off at the next stop by pushing the button or pulling the string.



learning | as unique | as every student



**Calgary Board
of Education**