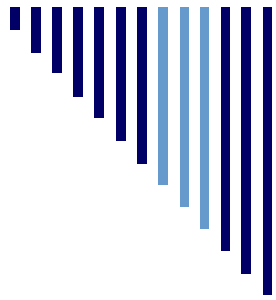


Area I TLC

Parent Stakeholder Group Meeting
December 10, 2009

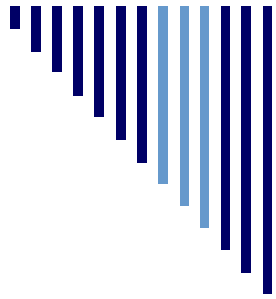


Calgary Board of Education



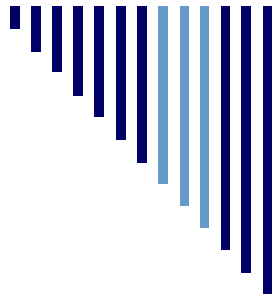
Welcome

- Who's here from the CBE?
 - Brian Unterschultz, Principal, Brentwood School
 - Teresa Martin, Principal, T.B. Riley School
 - Flora Altieri, System Principal, Area I
 - Angie Schulz, System Assistant Principal, CEOP
 - Nicole Genereux, Planning Analyst, CEOP
 - Conor McGreish, Planning Technician, CEOP
-



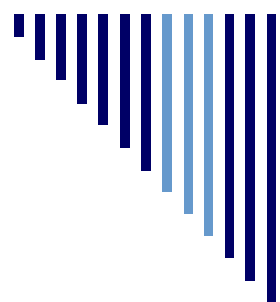
Issue

- In order to accommodate continued growth in the TLC program and to provide continuity for Area I students there is a need to adjust the grade configurations between Brentwood School and Thomas B. Riley School.
-



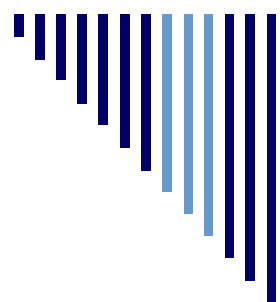
Parameters

- Sustainable TLC programming for Area I students
 - Effective use of space and resources
-



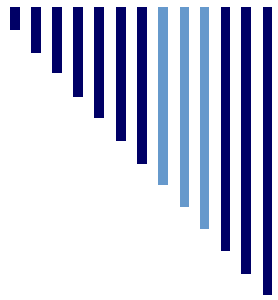
Student Accommodation Proposal

- Change the grade configurations of the TLC program between Brentwood School and Thomas B. Riley School
 - Two scenarios:
 - K-4 at Brentwood, 5-8 at T.B. Riley
 - K-5 at Brentwood, 6-8 at T.B. Riley
-



Student Accommodation Proposal - Rationale

- Changing the grade configurations between Brentwood School and Thomas B. Riley School will:
 - Better utilize the space available at both schools
 - Brentwood School is very full and T.B. Riley School has excess space.
 - Allows students to attend school in one location for longer.
 - Rather than only two years at Thomas B. Riley School students will be Thomas B. Riley School for three or four.
-



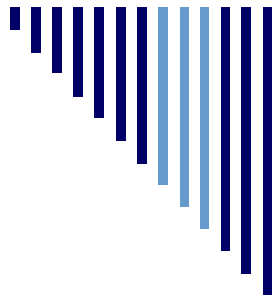
Current Status Area I TLC

Area I TLC - Brentwood School and Thomas B. Riley School

Enrolment as of September 30

	K	GR1	GR2	GR3	GR4	GR5	GR6	GR7	GR8	GR9	Total
2008	96	101	92	95	88	88	91	36	39		726
2009	99	113	111	101	112	91	95	40	32	33	827

Kindergarten students must be counted at 0.5 FTE.



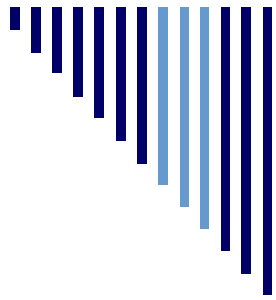
Current Status Brentwood School

Instructional space available: **725**
(29 classrooms excluding music room)
CSSI: 2 classrooms

Enrolment as at September 30, 2009

	K	GR1	GR2	GR3	GR4	GR5	GR6	Total
CSSI		2	1	2	1	4	1	11
Traditional Learning Centre	99	113	111	101	112	91	95	722
Total	99	115	112	103	113	95	96	733

Kindergarten students must be counted at 0.5 FTE.



Projected Enrolment - Status Quo Brentwood School

Instructional space available: **725**
(29 classrooms excluding music room)
CSSI: 2 classrooms

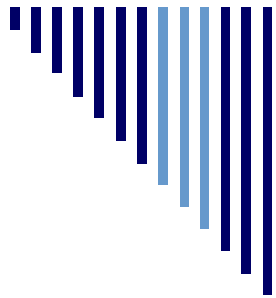
Projected Enrolment - TLC at Brentwood School

Status Quo

	K	GR1	GR2	GR3	GR4	GR5	GR6	K-6
2010	110	104	113	111	101	112	91	746
2011	112	112	104	113	111	101	112	774
2012	110	115	112	104	113	111	101	779
2013	112	113	115	112	104	113	111	797
2014	112	113	113	115	112	104	113	804

Projection does not include students in the CSSI classes.

Kindergarten students must be counted at 0.5 FTE.



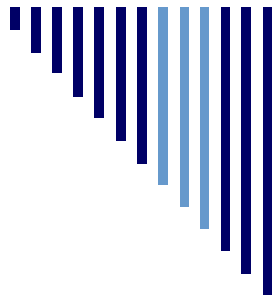
Current Status Thomas B. Riley School

Enrolment as of September 30, 2009

	GR7	GR8	GR9	Total
Regular Program in Boundary	36	51	77	164
Regular Program Out of Boundary	4	6	6	16
ALP class	3	4	3	10
PLP class	3	6	5	14
German Language & Culture	9	6	12	27
Total	55	73	103	231

Instructional space
available: **540**
(22 classrooms)

	GR7	GR8	GR9	Total
Traditional Learning Centre	40	32	33	105
Thomas B. Riley School Total	95	105	136	336



Projected Enrolment – Status Quo Thomas B. Riley School

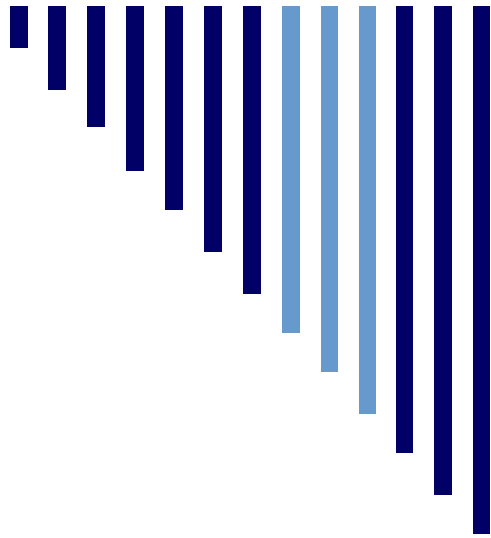
Instructional space
available: **540**
(22 classrooms)

Projected Enrolment - Thomas B. Riley School Status Quo

	GR5	GR6	GR7	GR8	GR9	Total
2010			147	91	71	308
2011			151	137	54	342
2012			161	141	80	382
2013			135	150	87	372
2014			141	126	83	350

Projection assumes 65% of TLC students continue from Brentwood to Thomas B. Riley for grade 7. In 2009, 44% chose to continue.

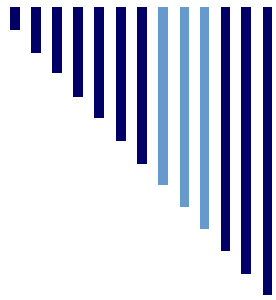
Projection includes all programs/classes: regular, special education, German language and culture and TLC.



Scenario 1

K-4 at Brentwood School

5-8 at Thomas B. Riley School



Projected Enrolment – Scenario 1 Brentwood School

Instructional space available: **725**
(29 classrooms excluding music room)
CSSI: 2 classrooms

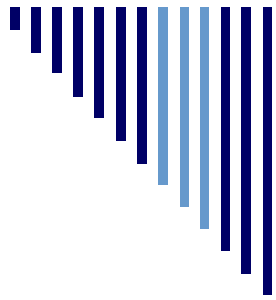
Projected Enrolment - TLC at Brentwood School

Scenario 1 (K-4)

	K	GR1	GR2	GR3	GR4	GR5	GR6	K-4
2010	115	115	113	111	101			555
2011	115	115	115	113	111			569
2012	115	115	115	115	113			573
2013	115	115	115	115	115			575
2014	115	115	115	115	115			575

Projection does not include students in the CSSI classes.

Kindergarten students must be counted at 0.5 FTE.



Projected Enrolment – Scenario 1 Thomas B. Riley School

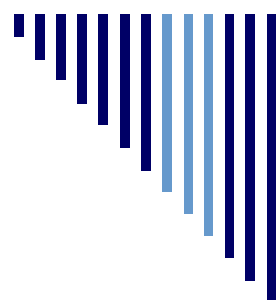
Instructional space
available: **540**
(22 classrooms)

Projected Enrolment - Thomas B. Riley School Scenario 1 (5-8 TLC)

	GR5	GR6	GR7	GR8	GR9	Total
2010	100	91	175	93	71	529
2011	100	100	179	167	54	600
2012	100	100	183	170	80	633
2013	100	100	165	174	87	626
2014	100	100	164	157	83	604

Projection assumes 100 TLC students continue from Brentwood to Thomas B. Riley for grade 5 (90%-100%).

Projection includes all programs/classes: regular, special education, German language and culture and TLC.



Projected Enrolment – Scenario 1

Thomas B. Riley School

Limited TLC Registration

Instructional space
available: **540**
(22 classrooms)

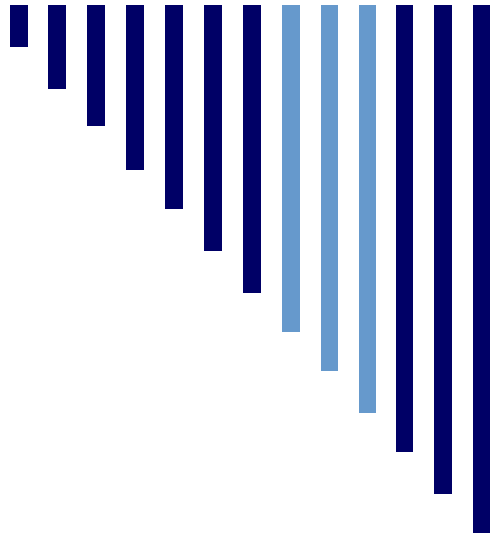
Projected Enrolment - Thomas B. Riley School

Scenario 1 (5-8 TLC)

	GR5	GR6	GR7	GR8	GR9	Total
2010	75	75	175	93	71	488
2011	75	75	164	167	54	534
2012	75	75	159	156	80	545
2013	75	75	141	152	87	530
2014	75	75	140	134	83	508

Projection assumes the number of students per grade is limited to 75 for the TLC program (65%-75% intake at grade 5).

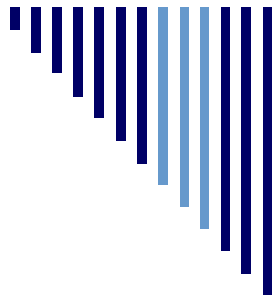
Projection includes all programs/classes: regular, special education, German language and culture and TLC.



Scenario 2

K-5 at Brentwood School

6-8 at Thomas B. Riley School



Projected Enrolment – Scenario 2 Brentwood School

Instructional space available: **725**
(29 classrooms excluding music room)
CSSI: 2 classrooms

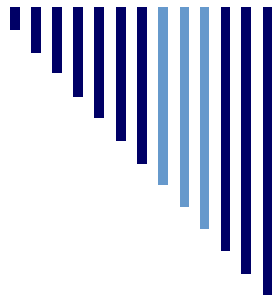
Projected Enrolment - TLC at Brentwood School

Scenario 2 (K-5)

	K	GR1	GR2	GR3	GR4	GR5	GR6	K-5
2010	115	115	113	111	101	112		667
2011	115	115	115	113	111	101		670
2012	115	115	115	115	113	111		684
2013	115	115	115	115	115	113		688
2014	115	115	115	115	115	115		690

Projection does not include students in the CSSI classes.

Kindergarten students must be counted at 0.5 FTE.



Projected Enrolment – Scenario 2 Thomas B. Riley School

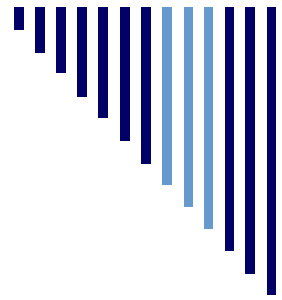
Instructional space
available: **540**
(22 classrooms)

Projected Enrolment - Thomas B. Riley School Scenario 2 (6-8 TLC)

	GR5	GR6	GR7	GR8	GR9	Total
2010		91	175	93	71	429
2011		100	179	167	54	500
2012		100	183	170	80	533
2013		100	165	174	87	526
2014		100	164	157	83	504

Projection assumes 100 TLC students continue from Brentwood to Thomas B. Riley for grade 6 (90%-100%).

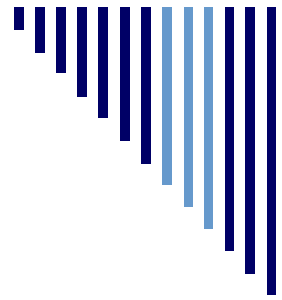
Projection includes all programs/classes: regular, special education, German language and culture and TLC.



Opportunities and Challenges

- Feedback





Next Steps

- Decision Making
 - Timeline
-