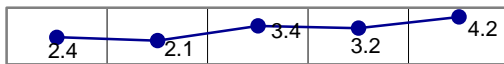
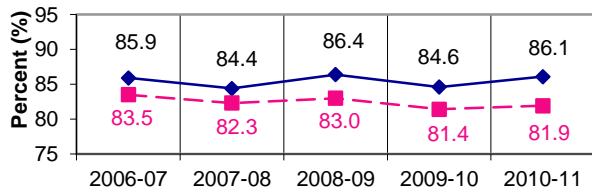


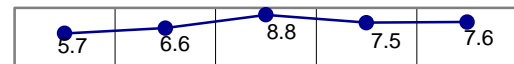
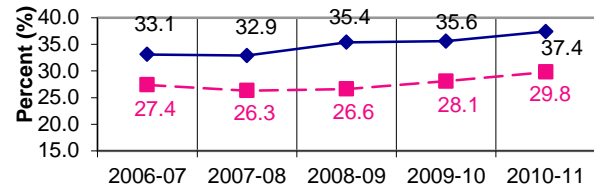
Five Year Diploma Examinations Results Biology 30

Acceptable Standard



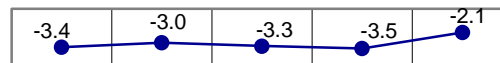
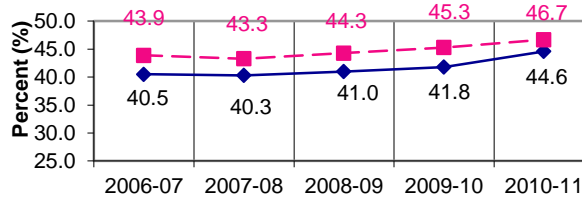
** Difference between CBE and Province

Standard of Excellence



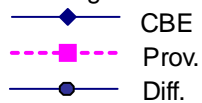
** Difference between CBE and Province

Participation



** Difference between CBE and Province

Legend



Note:

** A positive difference on the **Difference between CBE and Province** graph indicates the CBE result is higher than that of the province, whereas a negative difference indicates a lower CBE performance