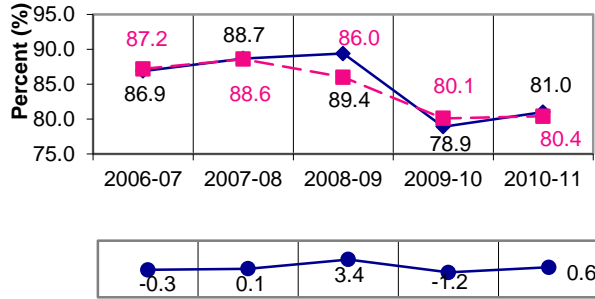


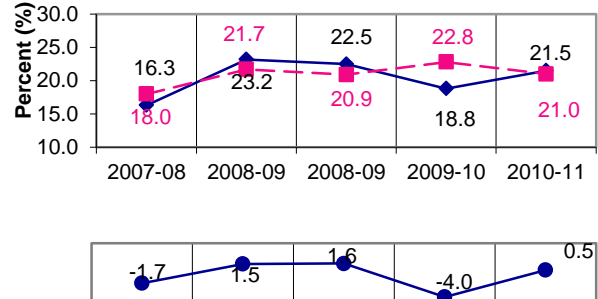
# Five Year Diploma Examinations Results Science 30

### Acceptable Standard



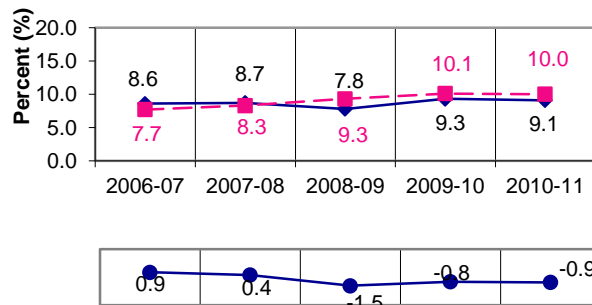
\*\* Difference between CBE and Province

### Standard of Excellence

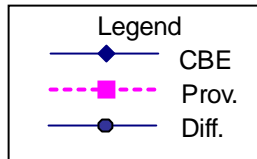


\*\* Difference between CBE and Province

### Participation



\*\* Difference between CBE and Province



Note:

\*\* A positive difference on the **Difference between CBE and Province** graph indicates the CBE result is higher than that of the province, whereas a negative difference indicates a lower CBE performance