

**report to
Board of Trustees**

Three-Year System Student Accommodation Plan 2025-2028

Date	June 10, 2025
Meeting Type	Regular Meeting, Public Agenda
To	Board of Trustees
From	Joanne Pitman Chief Superintendent of Schools
Purpose	Information
Originator	Dany Breton, Superintendent, Facilities and Environmental Services
Governance Policy Reference	Operational Expectations OE-7: Communication with and Support for the Board OE-8: Communicating and Engaging with the Public OE-9: Facilities
Resource Person(s)	Education Directors Catherine Ford, Director, Planning Jeff Quigley, Manager, Planning Brenda Gibson, Manager, Transportation

1 | Recommendation

It is recommended:

- This report is being provided for information to the Board of Trustees. No decision is required at this time.

2 | Issue

The Three-Year System Student Accommodation Plan (SSAP) is updated annually to create an awareness of:

- student accommodation initiatives completed since the last SSAP and up to May 15, 2025; and

- decisions made to address student accommodation challenges that will be implemented for the 2026-27 school year; and
- student accommodation issues that have been identified for monitoring and potential planning over the next three years.

The SSAP also helps address requirements outlined in OE-8: Communicating and Engaging with the Public to inform of any deletions of, additions to, or significant modifications of any instructional programs.

3 | Background

Student accommodation planning is an ongoing process that reflects the need for the system to adapt to evolving student needs. The timely flow of information to the public regarding these needs and a commitment to two-way communication that builds understanding and support for decisions is important. Identifying schools on the SSAP triggers the flow of information to schools. It also serves as an indicator to school communities that changes may need to happen in the future. Schools identified in the plan are generally schools with high utilization or low utilization rates. When utilization is too high or too low, it can have effects on teaching and learning at schools. The SSAP highlights schools where utilization and use of space at a school may be a concern presently or into the future.

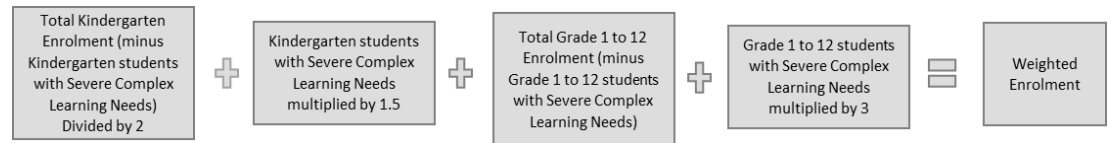
While utilization is one guideline for determining placement on the plan, schools may also be identified as requiring changes due to educational need. The plan also identifies schools that may require adjustments to their attendance area due to the opening of new schools. Lastly, emergent issues may develop over the course of the year that need immediate attention. These are managed in real time, with outcomes placed in the completed section of the SSAP the following year.

Most schools listed on the SSAP have a current utilization rate of less than 70 per cent or greater than 95 per cent or are projected to be less than 70 per cent or greater than 95 per cent by the 2027-28 school year. Using these utilization thresholds allow for a comprehensive list of schools that may require accommodation plans.

Utilization is calculated using an Alberta Education formula that incorporates a weighted factor according to space needs. The following groups are weighted enrolments:

- kindergarten students who typically attend half day; and
- K-12 students who are identified as having severe complex learning needs (i.e. Code 40s).

The diagram below illustrates how weighted enrolment is determined.



Utilization is calculated by dividing the weighted enrolment by the Provincial capacity of a school. By working in coordination with the Modular Classroom Program and the Three-Year School Capital Plan, the SSAP guides system accommodation planning to ensure students have efficient and effective schools in the right locations.

4 | Analysis

Attachment I to this report outlines active accommodation projects. These are organized into the following groupings:

- System Initiatives – projects that are broad in scope;
- Short-Term Student Accommodation Challenges – Decision anticipated for the 2026-2027 school year;
- Long-Term Student Accommodation Challenges - No changes anticipated within next 18 months; and
- Plan in Place.

Active projects include those that are “new to the plan” and those that are “ongoing” from previous years. Often a project is monitored on the long-term list before being changed to short term once identified through the planning process.

Guided by Calgary Board of Education (CBE) planning principles listed in the Student Accommodation Planning Process Administrative Regulation ([AR 1090](#)), and the need to align learning offerings to maximize programmatic and operational efficiencies, all projects identified fall into one of the following categories:

- Fiscal Responsibility/Facility Optimization
 - Applies to schools where there may be opportunity for improved resource management and cost savings.
- Low Enrolment and/or Excess Capacity
 - Schools currently under 70% utilization or anticipated to be under 70% over the next 3 years.
- Balance Enrolment
 - There may be opportunity to balance enrolment between this school and nearby schools.
- Overcapacity and/or Nearing Capacity
 - Schools currently over 95% utilization or anticipated to be over 95% utilization over the next 3 years.
- New School Projects
 - Schools that will be affected by new school openings.
- Plan in Place

- Schools that may have a lottery in place to limit enrolment at the school or may have been involved in recent accommodation planning.

Attachment III to this report highlights geographically, the locations of active projects. These categories will be used to update the “SSAP Dashboard”, the online story map tool, available on the [“Three Year System Student Accommodation Plan”](#) webpage. The dashboard provides access to additional information for each school on the plan, including a three-year enrolment and utilization rate projection.

Below is a list of projects and associated schools for both System Initiatives and Short-Term Projects listed in Attachment I: Active Projects

System Initiatives

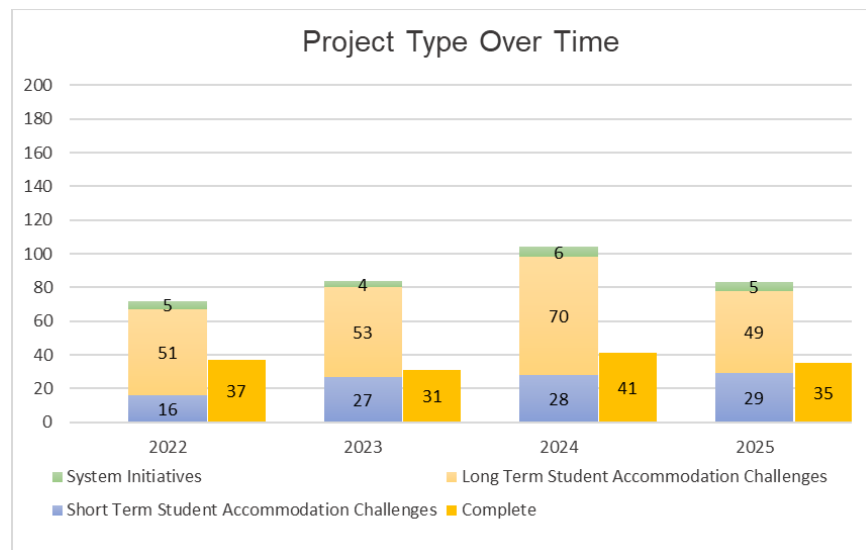
- Project 23-P1 - Chinook Learning Services (All Areas)
- Project 24-P48 - Non-Residential Areas (All Areas)
- Project 24-P50 - Tsuut’ina Land Residential Development (Area 6 & 7)
- Project 25-P1 - Dr. Oakley School (Area 7)
- Project 25-P2 - Sir James Lougheed School (Area 7)

Short Term Projects

- Project 15-P9 - Hawkwood School (Area 1)
- Project 19-P28 - Captain Nichola Goddard School (Area 2)
- Project 20-P66 - Rideau Park School (Area 7)
- Project 22-P24 - Sam Livingston School (Area 6)
- Project 23-P2 - Royal Oak School (Area 1)
- Project 22-P3 - Colonel Irvine School (Area 2)
- Project 23-P8 - William D. Pratt School (Area 1)
- Project 23-P9 - James Fowler High School (Area 2)
- Project 23-P16 - Nose Creek School, Northern Lights School (Area 3)
- Project 23-P26 - Mahogany School, Bayside School (Area 5)
- Project 23-P28 – Prince of Wales School, Wilma Hansen School (Area 5)
- Project 23-P30 - David Thompson School, Sundance School (Area 6)
- Project 23-P32 - Mount Royal School, Vincent Massey School, A. E. Cross School, Queen Elizabeth High School (Area 6 & 7)
- Project 23-P36 - Richmond School (Area 7)
- Project 23-P39 - Queen Elizabeth School (Area 7)
- Project 23-P40 - Ernest Manning High School (Area 7)
- Project 23-P43 - Chaparral School (Area 5)
- Project 24-P04 - F. E. Osborne School (Area 1)
- Project 24-P13 - Grant MacEwan School, Catherine Nichols Gunn School (Area 2 & 4)
- Project 24-P15 - Georges P. Vanier School (Area 2)
- Project 24-P19 - Hidden Valley School (Area 3)
- Project 24-P22 - Valley Creek School (Area 3)
- Project 24-P27 - Taradale School, Guy Weadick School (Area 4)
- Project 24-P37 - Dr. George Stanley School (Area 5)

- Project 24-P38 - McKenzie Lake School (Area 5)
- Project 24-P49 - New Middle School in Evanston, Kenneth D. Taylor School, William D. Pratt School, Cambrian Heights School, Simon Fraser School (Area 1&2)
- Project 25-P10 - Banting and Best School, Riverbend School, Sherwood School (Area 6)
- Project 25-P13 - Thorncliffe School (Area 2)
- Project 25-P14 - Branton School, F. E. Osborne School, Georges P. Vanier School, Valley Creek School (Area 1 & 2)

The following Graph 1 summarizes the number of projects of each type over time. After an important increase between 2022 to 2023, the number of short-term projects has almost stabilized. This coincides with the number of long-term projects going down as projects are completed, long-term move to short-term, or their projected utilization no longer falls outside the 70-95% range.

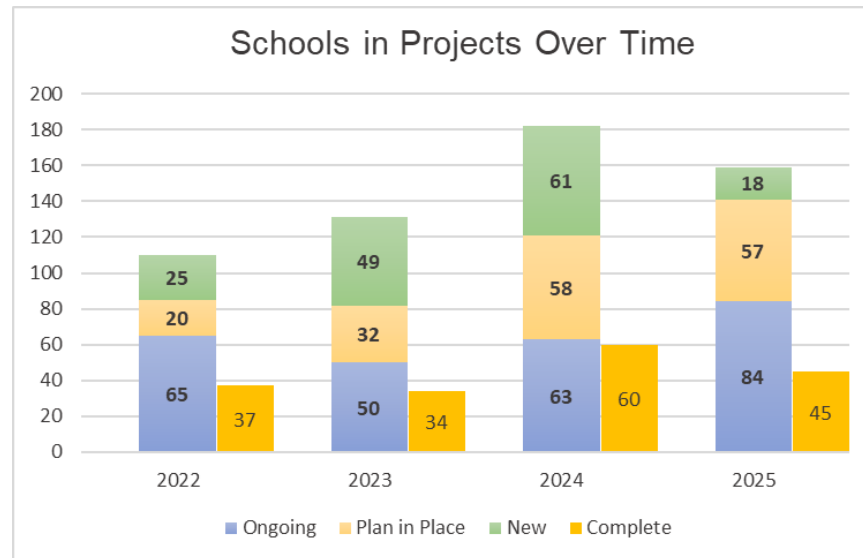


Graph 1: Comparison of project types over time.

Graph 2 shows the projects in terms of the number of schools involved. These include all active projects categorized by whether they are new to the plan, ongoing, or have a plan in place to manage enrolment despite being a school that is outside the 70-95% range. The number of schools part of the “new” and “ongoing” projects categories is higher than it has been historically, though lower than in 2024. This has been primarily driven by high and increasing enrolment rates at our schools, and the large number of schools added to the plan in 2024.

In 2025, fewer schools were added as new to the plan than in 2024. In 2024, 61 schools were new to the plan, and in 2025 there are 17 schools. Sixty-three schools were considered “ongoing” in 2024 and this year the list grew to 84. The “ongoing projects” list includes those projects carried over from previous years due to high complexity or because a plan was not yet needed to be enacted. It also includes schools on long-term projects, a list that is not intended to be solved in the short-term.

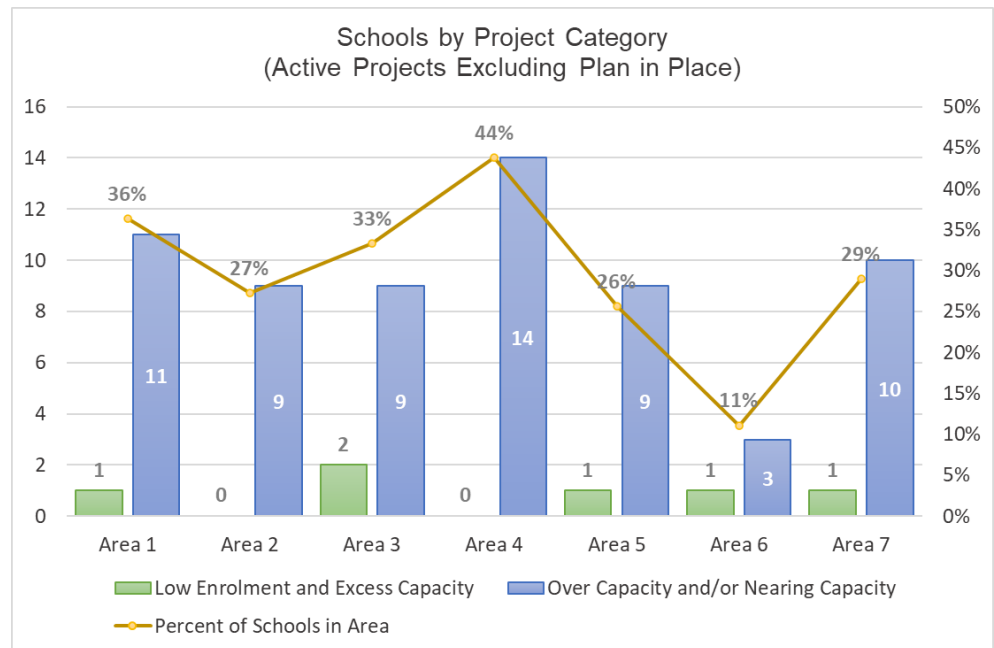
Fifty-seven schools are listed this year as having a “plan in place”, meaning that while they fall outside of the 70-95% range there is a plan to manage enrolment (e.g. overflow), the situation continues to be monitored, and no further immediate action is anticipated with respect to this school. There were 45 schools that were part of completed projects since publication of the 2024-27 SSAP.



Graph 2: Schools impacted by SSAP Projects

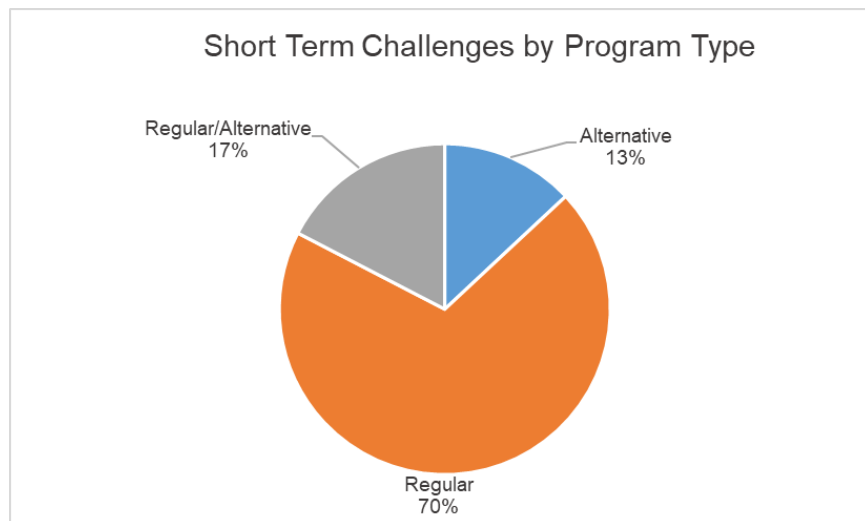
Calgary has experienced significant growth over the past three years, with the population increasing by 3% in 2022, 6% in 2023 and 6% again in 2024 amounting to over 238,000 people in 3 years. (Statistics Canada, [Table 17-10-0148-01](#)). This rapid influx of families moving to Calgary has intensified the pressure on our school system. As a result, the number of schools classified as Over Capacity and/or Nearing Capacity has become a major challenge across the system, particularly in specific areas.

Graph 3 below illustrates the distribution of schools by project category and by area. It highlights that Areas 1, 4, and 7 face the most substantial pressures, with the highest number of schools categorized as Over Capacity and/or Nearing Capacity. Specifically, Area 4 continues to have the most projects, comprising 32 schools in total, 14 of which are on the SSAP for being Over Capacity and/or Nearing Capacity. As a result of CBE’s ongoing accommodation planning and the work to balance enrolment across schools, the number of schools in the Over Capacity and/or Nearing Capacity category has decreased from the 2024 plan (88) to the 2025 plan (65).



Graph 3: Schools by Project Category

For the current SSAP Short Term Accommodation Challenges, 87% of the schools involved are regular program or regular/alternative dual track program schools, most of which are over capacity and/or nearing capacity. Alternative program schools can manage enrolment without an overflow designation by capping enrolment when the school is full, which may mean that these schools follow a lottery process for enrolment. Consequently, fewer alternative program schools are listed as short-term accommodation challenges and are instead categorized under 'plan in place', once capped. Further, all of the single-track alternative schools listed as short-term projects on the 2025-2028 SSAP are 'balance enrolment' projects.



Graph 4: Schools by Program Type

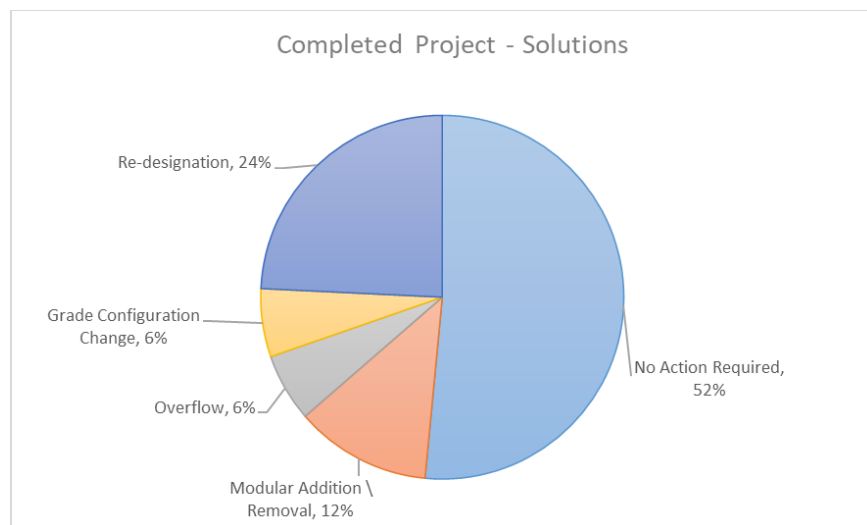
Completed Projects

The projects completed before May 15th, 2025, are listed below. Attachment II to this report contains further details.

- Project 18-P7 - All Boys Program (Area 7)
- Project 19-P28* - Buffalo Rubbing Stone School, Panorama Hills School (Area 2)
- Project 19-P6 - Louise Dean School, Jack James High School (Area Multiple)
- Project 20-P3 - Home Education (Area 5)
- Project 21-P61 - Ethel M. Johnson School (Area 6)
- Project 22-P20 - Saddle Ridge School, Pineridge School (Area 4)
- Project 23-P12 - Keeler School (Area 3)
- Project 23-P18 - North Trail High School (Area 3)
- Project 23-P20 - Hugh A. Bennett School, Pineridge School (Area 4)
- Project 23-P29 - Ron Southern School (Area 6)
- Project 23-P38 - Elboya School (Area 7)
- Project 23-P45 - Lord Beaverbrook High School (Area 5)
- Project 24-P02 - Captain John Palliser School, The Hamptons School (Area 1)
- Project 24-P10 - Varsity Acres School, Banff Trail School (Area 2)
- Project 24-P14 - Senator Patrick Burns School, W. O. Mitchell School, Collingwood School, Dalhousie School (Area 2)
- Project 24-P18 - Cappy Smart School, Roland Michener School (Area 3)
- Project 24-P32 - Prairie Sky School (Area 4)
- Plan In Place - Regular* - Sir Winston Churchill High School (Area 1)

*Note: Projects with * indicate schools that have been removed from a project, but that project remains active.*

From the above listed completed projects there were several different solutions to accommodation challenges. The breakdown of solution type is below.



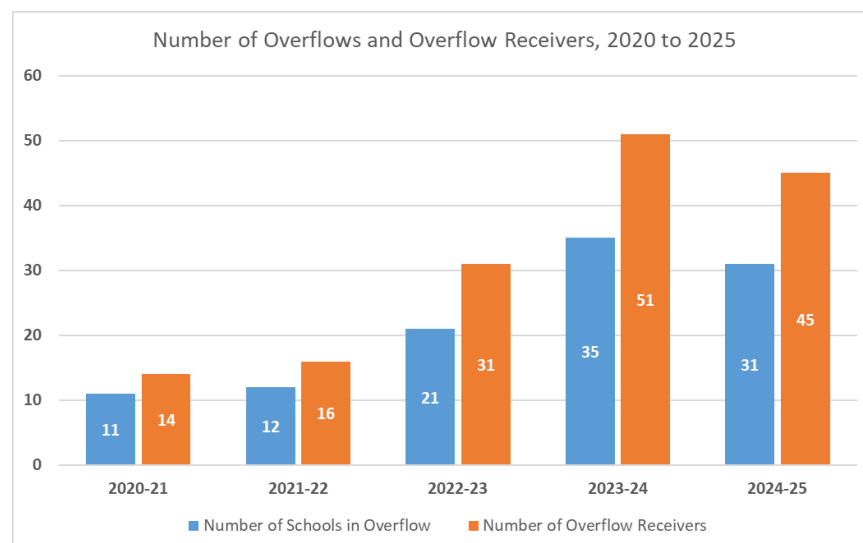
Graph 5: Completed Projects by Solution.

Additionally, the following projects are considered complete and removed from the SSAP list because they are not anticipated to be below 70% utilization or above 95% utilization in the next three years:

- Project 20-P26 - Terrace Road School
- Project 20-P59 - Woodman School
- Project 23-P15 - Coventry Hills School
- Project 23-P3 - Arbour Lake School
- Project 23-P37 - Bishop Pinkham School
- Project 24-P01 - Bowcroft School
- Project 24-P03 - Edgemont School
- Project 24-P07 - Silver Springs School
- Project 24-P08 - Tuscany School
- Project 24-P12 - Capitol Hill School
- Project 24-P24 - Colonel J. Fred Scott School
- Project 24-P29 - Mayland Heights School
- Project 24-P36 - Deer Run School
- Project 24-P40 - Altadore School
- Project 24-P41 - Glenbrook School
- Project 24-P42 - Janet Johnstone School
- Project 24-P43 - Woodbine School

Schools in Overflow and Enrolment Status

The number of schools reaching capacity remained high during the 2024-25 school year. Record enrolment growth, due to new migrants to Calgary, both interprovincial and international, continues to pressure the system. Below is a 5-year trend of schools in overflow. It shows the number of schools in an overflow status, as well as the number of schools receiving overflowed students. With many new schools now approved and some opening soon we expect the number of schools in overflow to remain at a similar level for a few years before decreasing.



Graph 6: Number of overflow schools and schools that receiver students.

To provide transparency, the CBE publicly updates on a yearly basis the capacity of each school to accept students from outside their designated

attendance area. Attachment IV to this report shows in map form each school as “open,” “limited” or “closed”. These are defined as:

- “Open” Schools: Schools with a utilization rate below 85 per cent are able to accept new out of attendance area students;
- “Limited” Schools: Schools with a utilization range above 85 per cent but below 100 per cent can accept a limited number of new out of attendance area students; and
- “Closed” Schools: Schools with a utilization rate that exceed 100 per cent are considered “closed” and are not able to accept any new out of attendance area students at this time.

The system utilization rate has increased year over year since 2021. The utilization rate grew from 92% at the end of September 2024 to 94.8% at the end of September 2025. The number of schools open to or available for limited transfers has declined over time. Between 2024 and 2025, the projected number of schools in “Closed” status increased and is shown below. More schools in the Closed category and more schools in the previously noted “overflow” means less flexibility and fewer options for accommodation project solutions. The complexity of accommodation planning solutions is anticipated to increase in terms of the number of schools impacted, until significant space is gained through new school openings, modular additions, and other space creation projects.

CBE Transfer Status 2024 and Projected 2025

	Open	Limited	Closed
	Projected utilization <85%	Projected utilization 85-100 %	Projected Utilization 100 % +
2024	57	81	96
2025	55	79	99

5 | Financial Impact

The financial impact of a student accommodation change is dependent upon decisions made for that school community. Financial impacts may include but are not limited to transportation costs, operational and maintenance funding changes and costs incurred to support program moves and/or expansions.

Attachment II to this report notes projects that resulted in movement of students through new school opening, changes in designation or overflow. Reported impacts may include the number of students affected by the change, an increase or decrease of transportation costs, and anticipated costs of programming moves and/or expansions.

6 | Conclusion

Student accommodation planning founded upon CBE values is essential to advance the Education Plan, particularly with respect to maximizing programmatic and operational efficiencies. Communication plans are developed for each undertaking, as required to communicate changes to internal and external stakeholders in a clear and timely manner.

JOANNE PITMAN
CHIEF SUPERINTENDENT OF SCHOOLS

ATTACHMENTS

- Attachment I: Active Projects
- Attachment II: Completed Projects
- Attachment III: Maps of Projects by Category
- Attachment IV: Enrolment Status

GLOSSARY – Developed by the Board of Trustees

Board: Board of Trustees

Governance Culture: The Board defined in policy the individual and collective behaviour required to establish a culture of good governance. These policies establish standards for how the Board performs its work, including policies that define the Board's job, its purpose and its accountability.

Board/Chief Superintendent Relationship: The Board defined in policy the degree of authority delegated to the Chief Superintendent, and set out how the Chief Superintendent's performance, and ultimately the organization's performance, will be evaluated.

Results: These policies define the outcome the organization is expected to achieve for each student it serves. The Results policies are the performance targets for the Chief Superintendent and the organization, and form the basis for judging the success of the organization and the Chief Superintendent on reasonable progress towards achieving the Results.

Operational Expectations: These policies define both the non-negotiable expectations and the clear boundaries within which the Chief Superintendent and staff must operate. The Chief Superintendent is required to comply with the Board's stated values about operational conditions and actions as set out in these policies.

System Initiatives

Project 23-P1 Ongoing Area 5	Program	Regular
	Communities Impacted	All Communities
	Schools Involved	Chinook Learning Services
	Category	Fiscal Responsibility/Facility Optimization
	Issue	Chinook Learning Services is located in CBE high schools which have increasingly limited space.
	Summary	Chinook Learning Services currently offers high school upgrading courses in classrooms at Lord Beaverbrook, Forest Lawn, and James Fowler High Schools. In early 2026, this programming will be consolidated into one location at Spruce Cliff School in the city's southwest, near Westbrook Mall and the Westbrook LRT station.

Project 25-P1 New Area 7	Program	Regular/Alternative
	Communities Impacted	Multiple
	Schools Involved	Dr. Oakley School
	Category	Fiscal Responsibility/Facility Optimization
	Issue	Need to optimize the use of existing facilities.
	Summary	<p>Dr. Oakley School is a unique setting that provides short-term intensive and explicit specialized reading and literacy instruction in a structured learning environment.</p> <p>The school was 49% utilized for the 2024-25 school year and located in an area with growing regular program enrolment. There will be an assessment to determine how to best utilize the facility.</p>

Project 25-P2 New Area 7	Program	Regular/Alternative
	Communities Impacted	Multiple
	Schools Involved	Sir James Lougheed School
	Category	Fiscal Responsibility/Facility Optimization
	Issue	Need to optimize the use of existing facilities.
	Summary	With the closure of the All Boys Program at Sir James Lougheed School, there will be a review of the facility to determine how it may be best utilized.

Project 24-P48 Ongoing All	Program	Regular/Alternative
	Communities Impacted	Multiple
	Schools Involved	Non-Residential Areas
	Category	Fiscal Responsibility/Facility Optimization
	Issue	Non-residential communities in the city do not have Regular Program or French Immersion Program designations.
	Summary	<p>Non-residential areas of the city do not have designations for resident students for either Regular or French Immersion programs. This leads to hurdles for both families and CBE service units when families occasionally register from these areas.</p> <p>CBE will review non-residential areas to decide designations. The approach will include analyzing current and projected enrolment trends, the capacity of nearby schools, and the logistical implications for student transportation.</p>

Project 24-P50 Ongoing Multiple	Program	Regular/Alternative
	Communities Impacted	Multiple
	Schools Involved	Tsuut'ina Land Residential Development
	Category	Fiscal Responsibility/Facility Optimization
	Issue	Residential development west of Calgary on Tsuut'ina Land will begin shortly and the expectation of Alberta Education is that students living in the area will be designated to Calgary schools.
	Summary	<p>CBE will monitor the progress of development, determine the number of expected students and designate students to low enrolment schools in proximity to the developments, where possible.</p> <p>The development will span three distinct villages: Taza Park, The Crossing and Buffalo Run. These three developments will span multiple geographic areas on the western edge of Calgary.</p>

Short Term Student Accommodation Challenges

Project 15-P9 Ongoing Area 1	Program	Regular
	Communities Impacted	Hawkwood, Sage Hill
	Schools Involved	Hawkwood School
	Category	Over Capacity and/or Nearing Capacity
	Issue	The utilization rate is at or anticipated to be above 95% within the next three years.
	Summary	<p>High enrolment can affect the overall experience of students within the CBE, including the richness and variety of program offerings.</p> <p>The school accommodates students from the new and developing community of Sage Hill.</p> <p>Hawkwood School has a utilization of 107% for the 2024-2025 school year and is anticipated to be 110% for the 2025-2026 school year.</p>
Project 23-P2 Ongoing Area 1	Program	Regular
	Communities Impacted	Rocky Ridge, Royal Oak, Glacier Ridge
	Schools Involved	Royal Oak School
	Category	Over Capacity and/or Nearing Capacity
	Issue	The utilization rate is at or anticipated to be above 95% within the next three years.
	Summary	<p>High enrolment can affect the overall experience of students within the CBE, including the richness and variety of program offerings.</p> <p>The school is accommodating the new and developing community of Glacier Ridge.</p> <p>Royal Oak School has a utilization of 108% for the 2024-2025 school year and is anticipated to be 107% for the 2025-2026 school year.</p>

Project 23-P8 Ongoing Area 1	Program	Regular
	Communities Impacted	Rocky Ridge, Royal Oak, Glacier Ridge, Evanston
	Schools Involved	William D. Pratt School
	Category	Over Capacity and/or Nearing Capacity
	Issue	The utilization rate is at or anticipated to be above 95% within the next three years.
	Summary	<p>High enrolment can affect the overall experience of students within the CBE, including the richness and variety of program offerings.</p> <p>The school is accommodating the new and developing community of Glacier Ridge and also the overflow for the Evanston community from Simon Fraser School.</p> <p>William D. Pratt School has a utilization of 112% for the 2024-2025 school year and is anticipated to be 112% for the 2025-2026 school year.</p>

Project 24-P04 Ongoing Area 1	Program	Regular/Alternative
	Communities Impacted	Multiple
	Schools Involved	F. E. Osborne School
	Category	Over Capacity and/or Nearing Capacity
	Issue	The utilization rate is at or anticipated to be above 95% within the next three years.
	Summary	<p>High enrolment can affect the overall experience of students within the CBE, including the richness and variety of program offerings.</p> <p>The school is accommodating the new and developing community of Sage Hill. In addition, enrolment from the French Immersion program at the school is anticipated to increase in the coming years.</p> <p>F. E. Osborne School has a utilization of 102% for the 2024-2025 school year and is anticipated to be 102% for the 2025-2026 school year.</p>

Project 23-P9 Ongoing Area 2	Program	Regular
	Communities Impacted	Multiple
	Schools Involved	James Fowler High School
	Category	Over Capacity and/or Nearing Capacity
	Issue	The utilization rate is at or anticipated to be above 95% within the next three years.
	Summary	<p>High enrolment can affect the overall experience of students within the CBE, including the richness and variety of program offerings.</p> <p>The school is accommodating the new and developing communities of Carrington (NW), Livingston (NW) and Redstone (NE), Skyview Ranch (NE) and Cornerstone (NE) and is also the overflow receiver from Nelson Mandela High School.</p> <p>James Fowler High School has a utilization of 96% for the 2024-2025 school year and is anticipated to be 104% for the 2025-2026 school year.</p>

Project 24-P15 Ongoing Area 2	Program	Regular/Alternative
	Communities Impacted	Multiple
	Schools Involved	Georges P. Vanier School
	Category	Over Capacity and/or Nearing Capacity
	Issue	The utilization rate is at or anticipated to be above 95% within the next three years.
	Summary	<p>High enrolment can affect the overall experience of students within the CBE, including the richness and variety of program offerings.</p> <p>Georges P. Vanier School has a utilization of 97% for the 2024-2025 school year and is anticipated to be 106% for the 2025-2026 school year.</p>

Project 24-P49 Ongoing Area 2	Program	Regular
	Communities Impacted	Multiple
	Schools Involved	Cambrian Heights School, Kenneth D. Taylor School, New Middle School in Evanston, William D. Pratt School, Simon Fraser School
	Category	Affected by new school under construction
	Issue	Enrolment between schools and programs is unbalanced.
	Summary	<p>The opening of a new middle school in the community of Evanston will have an impact on enrolment at other schools where Evanston students currently are designated.</p> <p>Balancing enrolment between schools helps CBE manage class sizes and programming amongst schools. Increasing utilization at low enrolment schools will ensure we maximize programmatic and operating efficiencies.</p> <p>There is an opportunity to use available space in schools for system programs or to help alleviate other accommodation pressures at other schools.</p> <p>Kenneth D. Taylor School will also be receiving two modular classrooms for the 2025-26 school year, which is not currently reflected in their provincial capacity and utilization rates.</p>

Project 19-P28 Ongoing Area 2	Program	Regular
	Communities Impacted	Panorama Hills
	Schools Involved	Captain Nichola Goddard School
	Category	Over Capacity and/or Nearing Capacity
	Issue	The utilization rate is at or anticipated to be above 95% within the next three years.
	Summary	<p>High enrolment can affect the overall experience of students within the CBE, including the richness and variety of program offerings.</p> <p>Captain Nichola Goddard School has a utilization of 114% for the 2024-2025 school year and is anticipated to be 118% for the 2025-2026 school year.</p>

Project 22-P3 Ongoing Area 2	Program	Regular/Alternative
	Communities Impacted	Multiple
	Schools Involved	Colonel Irvine School
	Category	Over Capacity and/or Nearing Capacity
	Issue	The utilization rate is at or anticipated to be above 95% within the next three years.
	Summary	<p>High enrolment can affect the overall experience of students within the CBE, including the richness and variety of program offerings.</p> <p>The school is accommodating the new and developing community of Livingston and is dual-track Chinese (Mandarin) Bilingual.</p> <p>Colonel Irvine School will also be receiving four modular classrooms for the 2025-26 school year, which is not currently reflected in their provincial capacity and utilization rates.</p> <p>Colonel Irvine School has a utilization of 109% for the 2024-2025 school year and is anticipated to be 109% for the 2025-2026 school year.</p>

Project 25-P13 New Area 2	Program	Regular/Alternative
	Communities Impacted	Multiple
	Schools Involved	Thornccliffe School
	Category	Over Capacity and/or Nearing Capacity
	Issue	The utilization rate is at or anticipated to be above 95% within the next three years.
	Summary	<p>High enrolment can affect the overall experience of students within the CBE, including the richness and variety of program offerings.</p> <p>The school accommodates students from its surrounding community, as well as kindergarten students for the TLC program who continue Grade 1 at Colonel Sanders School.</p> <p>Thornccliffe School has a utilization of 103% for the 2024-2025 school year and is anticipated to be 109% for the 2025-2026 school year.</p>

Project 25-P14 New Area 2	Program	Alternative
	Communities Impacted	Multiple
	Schools Involved	Branton School, F. E. Osborne School, Georges P. Vanier School, Valley Creek School
	Category	Balance Enrolment
	Issue	Enrolment between schools and programs is unbalanced.
	Summary	<p>Balancing enrolment between schools helps CBE manage class sizes and programming amongst schools. Increasing utilization at low enrolment schools will ensure we maximize programmatic and operating efficiencies.</p> <p>The French Immersion program in north Calgary was expanded in 2019, which will lead to greater cohort sizes entering middle schools for 2025. There are capacity challenges at some French Immersion middle schools, and there may be opportunities to make changes due to impacts of other projects in the system.</p>

Project 23-P16 Ongoing Area 3	Program	Regular
	Communities Impacted	Country Hills Village, Coventry Hills, Harvest Hills, Carrington
	Schools Involved	Northern Lights School, Nose Creek School
	Category	Over Capacity and/or Nearing Capacity
	Issue	The utilization rate is at or anticipated to be above 95% within the next three years.
	Summary	<p>Nose Creek School and Northern Lights School accommodate students from the new and developing community of Carrington and enrolment is projected to increase as the community continues to build-out.</p> <p>Nose Creek School has a utilization of 111% for the 2024-2025 school year and is anticipated to be 128% for the 2025-2026 school year.</p> <p>Northern Lights School has a utilization of 108% for the 2024-2025 school year and is anticipated to be 111% for the 2025-2026 school year.</p>

Project 24-P19 Ongoing Area 3	Program	Regular/Alternative
	Communities Impacted	Multiple
	Schools Involved	Hidden Valley School
	Category	Over Capacity and/or Nearing Capacity
	Issue	The utilization rate is at or anticipated to be above 95% within the next three years.
	Summary	<p>High enrolment can affect the overall experience of students within the CBE, including the richness and variety of program offerings.</p> <p>The school is accommodating the new and developing communities of Ambleridge and Moraine and is dual-track Regular Program and Early French Immersion Program.</p> <p>Hidden Valley School has a utilization of 104% for the 2024-2025 school year and is anticipated to be 105% for the 2025-2026 school year.</p>

Project 24-P22 Ongoing Area 3	Program	Regular/Alternative
	Communities Impacted	Multiple
	Schools Involved	Valley Creek School
	Category	Over Capacity and/or Nearing Capacity
	Issue	The utilization rate is at or anticipated to be above 95% within the next three years.
	Summary	<p>High enrolment can affect the overall experience of students within the CBE, including the richness and variety of program offerings.</p> <p>The school is accommodating the new and developing communities of Ambleridge and Moraine and is dual-track Regular Program and Early French Immersion Program.</p> <p>Valley Creek School has a utilization of 98% for the 2024-2025 school year and is anticipated to be 108% for the 2025-2026 school year.</p>

Project 24-P13 Ongoing Area 4	Program	Regular
	Communities Impacted	Huntington Hills, Thorncliffe, Cornerstone
	Schools Involved	Grant MacEwan School, Catherine Nichols Gunn School
	Category	Over Capacity and/or Nearing Capacity
	Issue	The utilization rate is at or anticipated to be above 95% within the next three years.
	Summary	<p>Designation of the Cornerstone community overflow for kindergarten to Grade 6 Regular Program students from Grant MacEwan School to Catherine Nichols Gunn School was implemented for the 2023-2024 school year.</p> <p>Enrolment from the Cornerstone community attending Catherine Nichols Gunn School is anticipated to exceed the available space at the school as the community continues to build-out.</p> <p>Grant MacEwan School will also be receiving six modular classrooms for the 2025-26 school year, which is not currently reflected in their provincial capacity and utilization rates.</p> <p>Grant MacEwan School has a utilization of 110% for the 2024-2025 school year and is anticipated to be 126% for the 2025-2026 school year.</p> <p>Catherine Nichols Gunn School has a utilization of 97% for the 2024-2025 school year and is anticipated to be 107% for the 2025-2026 school year.</p>
Project 24-P27 Ongoing Area 4	Program	Regular
	Communities Impacted	Temple, Homestead, Taradale
	Schools Involved	Guy Weadick School, Taradale School
	Category	Over Capacity and/or Nearing Capacity
	Issue	The utilization rate is at or anticipated to be above 95% within the next three years.
	Summary	<p>Guy Weadick School is the designated overflow bus receiver for Taradale School kindergarten to Grade 4 regular program students since 2013. Due to continued and unanticipated growth, enrolment from the Taradale community attending Guy Weadick School is projected to exceed the available space at the school.</p>

Project 23-P26 Ongoing Area 5	Program	Regular
	Communities Impacted	Mahogany
	Schools Involved	Bayside School, Mahogany School
	Category	Over Capacity and/or Nearing Capacity
	Issue	The utilization rate is at or anticipated to be above 95% within the next three years.
	Summary	<p>In January 2023, an overflow was implemented to Bayside School in Auburn Bay for Mahogany School.</p> <p>Mahogany School will also be receiving four modular classrooms for the 2025-26 school year, which is not currently reflected in their provincial capacity and utilization rates.</p> <p>Further accommodation planning may be needed for Mahogany School for the 2025-26 school year and beyond.</p> <p>Mahogany School has a utilization of 130% for the 2024-2025 school year and is anticipated to be 144% for the 2025-2026 school year. The new modulars will reduce this utilization rate by providing approximately an additional 100 spaces for students.</p> <p>Bayside School has a utilization of 107% for the 2024-2025 school year and is anticipated to be 104% for the 2025-2026 school year.</p>

Project 23-P43 Ongoing Area 5	Program	Regular
	Communities Impacted	Chaparral
	Schools Involved	Chaparral School
	Category	Over Capacity and/or Nearing Capacity
	Issue	The utilization rate is at or anticipated to be above 95% within the next three years.
	Summary	<p>Enrolment from the Chaparral community is anticipated to exceed the available space at Chaparral School.</p> <p>High enrolment can affect the overall experience of students within the CBE, including the richness and variety of program offerings.</p> <p>Chaparral School has a utilization of 106% for the 2024-2025 school year and is anticipated to be 110% for the 2025-2026 school year.</p>

Project 24-P37 Ongoing Area 5	Program	Regular
	Communities Impacted	Cranston, Seton
	Schools Involved	Dr. George Stanley School
	Category	Over Capacity and/or Nearing Capacity
	Issue	The utilization rate is at or anticipated to be above 95% within the next three years.
	Summary	<p>Increasing enrolment in the SE of Calgary is putting increasing pressures on all schools in the area. Certain communities are developing faster than anticipated leading to enrolment pressures.</p> <p>Dr. George Stanley is currently an overflow for Dr. Martha Cohen, a bus receiver for Seton, and had a recent grade configuration change in conjunction with Cranston School.</p> <p>Dr. George Stanley School has a utilization of 101% for the 2024-2025 school year and is anticipated to be 109% for the 2025-2026 school year.</p>

Project 24-P38 Ongoing Area 5	Program	Regular
	Communities Impacted	McKenzie Lake, Rangeview, Ricardo Ranch
	Schools Involved	McKenzie Lake School
	Category	Over Capacity and/or Nearing Capacity
	Issue	The utilization rate is at or anticipated to be above 95% within the next three years.
	Summary	<p>McKenzie Lake School is in a developed community near many new and developing communities. It accommodates students from schools in overflow as well as students from the new and developing communities of Ricardo Ranch and Rangeview.</p> <p>Enrolment is anticipated to exceed the available space at McKenzie Lake School. High enrolment can affect the overall experience of students within the CBE, including the richness and variety of program offerings.</p> <p>McKenzie Lake School has a utilization of 95% for the 2024-2025 school year and is anticipated to be 101% for the 2025-2026 school year.</p>

Project 23-P28 Ongoing Area 5	Program	Regular
	Communities Impacted	Parkland, Legacy
	Schools Involved	Prince of Wales School, Wilma Hansen School
	Category	Balance Enrolment
	Issue	Enrolment between schools and programs is unbalanced.
	Summary	<p>Prince of Wales School and Wilma Hansen School are in a developed community and accommodate students from the new and developing communities of Legacy. Legacy is designated for Kindergarten to Grade 4 and Prince of Wales and Grade 5-9 at Wilma Hansen School. The home area of Parkland is designated Kindergarten to Grade 6 at Prince of Wales and Grade 7-9 at Wilma Hansen.</p> <p>Enrolment at Prince of Wales is increasing and there are programming challenges for the small cohort of Grade 5 and 6 students at Prince of Wales who live in Parkland.</p> <p>Prince Of Wales School has a utilization of 84% for the 2024-2025 school year and is anticipated to be 98% for the 2025-2026 school year.</p> <p>Wilma Hansen School has a utilization of 74% for the 2024-2025 school year and is anticipated to be 76% for the 2025-2026 school year.</p>

Project 22-P24 Ongoing Area 6	Program	Alternative
	Communities Impacted	Multiple
	Schools Involved	Sam Livingston School
	Category	Balance Enrolment
	Issue	Enrolment between schools and programs is unbalanced.
	Summary	<p>Sam Livingston School accommodates French Immersion students in Kindergarten to Grade 4 from communities in SE Calgary. The school has excess capacity and may be able to help balance enrolment with David Thompson and Sundance Schools (Project P23-30).</p> <p>Balancing enrolment between schools helps CBE manage class sizes and programming amongst schools. Increasing utilization at low enrolment schools will ensure we maximize programmatic and operating efficiencies.</p> <p>Sam Livingston School has a utilization of 64% for the 2024-2025 school year and is anticipated to be 62% for the 2025-2026 school year.</p>

Project 23-P30 Ongoing Area 6	Program	Regular/Alternative
	Communities Impacted	Multiple
	Schools Involved	David Thompson School, Sundance School
	Category	Balance Enrolment
	Issue	Enrolment between schools and programs is unbalanced.
	Summary	<p>David Thompson School is reaching capacity and there may be an opportunity to balance enrolment between David Thompson School and elementary schools that feed into David Thompson School.</p> <p>There may be an opportunity to use excess capacity at Sam Livingston school to balance capacity. (Project 22-P24)</p> <p>Balancing enrolment between schools helps CBE manage class sizes and programming amongst schools. Increasing utilization at low enrolment schools will ensure we maximize programmatic and operating efficiencies.</p> <p>David Thompson School has a utilization of 93% for the 2024-2025 school year and is anticipated to be 103% for the 2025-2026 school year.</p> <p>Sundance School has a utilization of 107% for the 2024-2025 school year and is anticipated to be 106% for the 2025-2026 school year.</p>
Project 25-P10 New Area 6	Program	Regular
	Communities Impacted	Ogden, Riverbend
	Schools Involved	Banting and Best School, Riverbend School, Sherwood School
	Category	Balance Enrolment
	Issue	Enrolment between schools and programs is unbalanced.
	Summary	<p>There is an opportunity to explore balancing enrolment between the three schools, or other solutions such as the consideration of additional programming. With a variety of alternative programs in the area, students make choices other than the regular program leading to Sherwood School being underutilized.</p> <p>Balancing enrolment between schools helps CBE manage class sizes and programming amongst schools. Increasing utilization at low enrolment schools will ensure we maximize programmatic and operating efficiencies.</p>

Project 20-P66 Ongoing Area 7	Program	Regular
	Communities Impacted	Multiple
	Schools Involved	Rideau Park School
	Category	Over Capacity and/or Nearing Capacity
	Issue	The utilization rate is at or anticipated to be above 95% within the next three years.
	Summary	<p>The downtown core has experienced significant growth over the past three years, leading to an overflow designation for Rideau Park School starting in June 2023. Currently, Rideau Park School is being overflowed to Chinook Park School for K-6 and Woodman School for GR 7-9.</p> <p>In February 2025, it was announced that the community of Inglewood would be redesignated from Rideau Park School to Elboya School as part of a larger balancing enrolment project. This will help reduce enrolment pressures at Rideau Park School, but due to continued growth in the home area, it does not eliminate the need for an overflow.</p> <p>To remove the overflow status, further accommodation and programming changes may need to be considered.</p> <p>Rideau Park School has a utilization of 99% for the 2024-2025 school year and is anticipated to be 98% for the 2025-2026 school year.</p>

Project 23-P32 Ongoing Area 7	Program	Regular
	Communities Impacted	Multiple
	Schools Involved	A. E. Cross School, Mount Royal School, Queen Elizabeth High School, Vincent Massey School
	Category	Balance Enrolment
	Issue	Enrolment between schools and programs is unbalanced.
	Summary	<p>The downtown core has experienced significant growth over the past three years, leading to an overflow solution for Mount Royal School starting in November 2022.</p> <p>Currently, Mount Royal School is being overflowed to three separate Junior / Senior high schools – Vincent Massey School, A.E. Cross School, and Queen Elizabeth High School.</p> <p>This school will remain as a Short-Term project until a longer-term solution can be determined.</p>

Project 23-P36 Ongoing Area 7	Program	Regular
	Communities Impacted	Multiple
	Schools Involved	Richmond School
	Category	Over Capacity and/or Nearing Capacity
	Issue	The utilization rate is at or anticipated to be above 95% within the next three years.
	Summary	<p>Richmond School's home area continues to see growth. It was identified as a Long-Term Project in the 2023 SSAP and will move to Short-Term this year as growth is expected to continue.</p> <p>Richmond School has a utilization of 133% for the 2024-2025 school year based on a Provincial Capacity of 278. Due to leased space being claimed back, the Provincial Capacity has increased to 342, but the school is still anticipated to be 123% utilized for the 2025-2026 school year.</p> <p>Accommodation and programming changes may need to be considered.</p>
Project 23-P39 Ongoing Area 7	Program	Regular
	Communities Impacted	Hillhurst, West Hillhurst, Hounsfield Heights, Briar Hill
	Schools Involved	Queen Elizabeth School
	Category	Over Capacity and/or Nearing Capacity
	Issue	The utilization rate is at or anticipated to be above 95% within the next three years.
	Summary	<p>Queen Elizabeth School is seeing growth in its home area, specifically West Hillhurst, and is reaching capacity. It was identified as a Long-Term Project in the 2023 year's SSAP and will move to Short-Term this year as growth is expected to continue.</p> <p>Queen Elizabeth School has a utilization of 110% for the 2024-2025 school year and is anticipated to be 117% for the 2025-2026 school year.</p> <p>Accommodation and programming changes may need to be considered.</p>

Project 23-P40 Ongoing Area 7	Program	Regular
	Communities Impacted	Multiple
	Schools Involved	Ernest Manning High School
	Category	Over Capacity and/or Nearing Capacity
	Issue	The utilization rate is at or anticipated to be above 95% within the next three years.
	Summary	<p>Ernest Manning High School is seeing growth in its home area and is reaching capacity. It was identified as a Long-Term Project in last year's SSAP and will move to Short-Term this year as growth is expected to continue.</p> <p>Ernest Manning High School has a utilization of 116% for the 2024-2025 school year and is anticipated to be 121% for the 2025-2026 school year.</p> <p>Accommodation and programming changes may need to be considered.</p>

Long Term Student Accommodation Challenges

Category		Over Capacity and/or Nearing Capacity	
Issue		The utilization rate is at or anticipated to be above 95% within the next three years.	
Summary		<p>For Schools in Long Term Project Type, CBE will Monitor Enrolment.</p> <p>High enrolment can affect the overall experience of students within the CBE, including the richness and variety of program offerings.</p>	
Area	Project Name	Schools Involved	Summary
Area 1	Project 23-P4	Belvedere Parkway School	Belvedere Parkway School has a utilization of 96% for the 2024-2025 school year and is anticipated to be 97% for the 2025-2026 school year.
Area 1	Project 23-P5	Citadel Park School	Citadel Park School has a utilization of 105% for the 2024-2025 school year and is anticipated to be 105% for the 2025-2026 school year.
Area 1	Project 23-P6	Robert Thirsk High School	Robert Thirsk High School has a utilization of 113% for the 2024-2025 school year and is anticipated to be 113% for the 2025-2026 school year.
Area 1	Project 24-P05	H. D. Cartwright School	H. D. Cartwright School has a utilization of 91% for the 2024-2025 school year and is anticipated to be 94% for the 2025-2026 school year. H. D. Cartwright School is anticipated to be above 95% utilization by 2028.
Area 1	Project 24-P06	Scenic Acres School	Scenic Acres School has a utilization of 105% for the 2024-2025 school year and is anticipated to be 103% for the 2025-2026 school year.
Area 1	Project 24-P09	West Dalhousie School	West Dalhousie School has a utilization of 104% for the 2024-2025 school year and is anticipated to be 103% for the 2025-2026 school year.
Area 1	Project 25-P12	The Hamptons School	The Hamptons School has a utilization of 75% for the 2024-2025 school year and is anticipated to be 91% for the 2025-2026 school year. The Hamptons School is anticipated to be above 95% utilization by 2028.
Area 2	Project 23-P11	John G. Diefenbaker High School	John G. Diefenbaker High School has a utilization of 101% for the 2024- 2025 school year and is anticipated to be 108% for the 2025-2026 school year.
Area 2	Project 24-P11	Buchanan School	Buchanan School has a utilization of 97% for the 2024-2025 school year and is anticipated to be 101% for the 2025-2026 school year.
Area 2	Project 24-P16	North Haven School	North Haven School has a utilization of 76% for the 2024-2025 school year and is anticipated to be 85% for the 2025-2026 school year. North Haven School is anticipated to be above 95% utilization by 2028.
Area 3	Project 23-P13	Stanley Jones School	Stanley Jones School has a utilization of 93% for the 2024-2025 school year and is anticipated to be 96% for the 2025-2026 school year. Stanley Jones is a dual-track school offering both the Alice Jamieson Girls' Academy and a Regular Program. Enrolment in the regular program has been increasing.
Area 3	Project 23-P17	Rosedale School	Rosedale School has a utilization of 105% for the 2024-2025 school year and is anticipated to be 106% for the 2025-2026 school year.
Area 3	Project 24-P20	Mount View School	Mount View School has a utilization of 93% for the 2024-2025 school year and is anticipated to be 93% for the 2025-2026 school year.

Area 3	Project 24-P21	Rosemont School	Rosemont School has a utilization of 103% for the 2024-2025 school year and is anticipated to be 100% for the 2025-2026 school year.
Area 3	Project 25-P6	Radisson Park School	Radisson Park School has a utilization of 105% for the 2024-2025 school year and is anticipated to be 111% for the 2025-2026 school year.
Area 4	Project 23-P21	Clarence Sansom School	<p>Clarence Sansom School has a utilization of 106% for the 2024-2025 school year and is anticipated to be 106% for the 2025-2026 school year.</p> <p>Clarence Sansom School is the designated overflow bus receiver for Peter Loughheed School and Crossing Park School Grade 7-9 students. Enrolment is projected to increase as the Savanna development in the Saddle Ridge community continues to build-out.</p>
Area 4	Project 18-P15	Manmeet Singh Bhullar School	Manmeet Singh Bhullar School has a utilization of 99% for the 2024-2025 school year and is anticipated to be 98% for the 2025-2026 school year.
Area 4	Project 22-P19	Bob Edwards School	<p>Bob Edwards School has a utilization of 97% for the 2024-2025 school year and is anticipated to be 106% for the 2025-2026 school year.</p> <p>Bob Edwards School accommodates students from the new and developing community of Cityscape and enrolment is projected to increase as the community continues to build-out. The school is dual-track Regular and French Immersion Program.</p>
Area 4	Project 24-P31	O. S. Geiger School	O. S. Geiger School has a utilization of 110% for the 2024-2025 school year and is anticipated to be 117% for the 2025-2026 school year.
Area 4	Project 24-P23	Annie Foote School	<p>Annie Foote School has a utilization of 97% for the 2024-2025 school year and is anticipated to be 103% for the 2025-2026 school year.</p> <p>Annie Foote School is the first designated overflow bus receiver for Prairie Sky School for students in Kindergarten to Grade 6.</p> <p>Seven (7) modular classrooms are expected to be in place by Spring 2025 at Prairie Sky School. A number of overflowed students from the Skyview Ranch community are expected to be called back for September 2025.</p>
Area 4	Project 24-P30	Monterey Park School	<p>Monterey Park School has a utilization of 91% for the 2024-2025 school year and is anticipated to be 89% for the 2025-2026 school year.</p> <p>Monterey Park School is the second designated overflow bus receiver for Prairie Sky School K-Grade 6 students.</p> <p>Seven (7) modular classrooms are expected to be in place by Spring 2025 at Prairie Sky School. A number of overflowed students from the Skyview Ranch community are expected to be called back for September 2025.</p>

Area 4	Project 24-P25	Douglas Harkness School	Douglas Harkness School has a utilization of 100% for the 2024-2025 school year and is anticipated to be 101% for the 2025-2026 school year.
Area 4	Project 24-P26	Falconridge School	Falconridge School has a utilization of 98% for the 2024-2025 school year and is anticipated to be 104% for the 2025-2026 school year.
Area 4	Project 24-P33	Rundle School	Rundle School has a utilization of 95% for the 2024-2025 school year and is anticipated to be 99% for the 2025-2026 school year.
Area 4	Project 24-P28	Lester B. Pearson High School	Lester B. Pearson High School has a utilization of 112% for the 2024-2025 school year and is anticipated to be 114% for the 2025-2026 school year.
Area 4	Project 25-P15	Pineridge School	<p>Pineridge School has a utilization of 105% for the 2024-2025 school year and is anticipated to be 102% for the 2025-2026 school year.</p> <p>Pineridge School is the designated overflow bus receiver for Saddle Ridge School K-Grade 4 students and Peter Lougheed School Grade 5-6 students. Enrolment is projected to increase as the Savanna development in the Saddle Ridge community continues to build-out.</p>
Area 5	Project 23-P27	Centennial High School	Centennial High School has a utilization of 124% for the 2024-2025 school year and is anticipated to be 126% for the 2025-2026 school year.
Area 5	Project 24-P35	Bridlewood School	Bridlewood School has a utilization of 87% for the 2024-2025 school year and is anticipated to be 95% for the 2025-2026 school year.
Area 5	Project 24-P39	Sibylla Kiddle School	Sibylla Kiddle School has a utilization of 105% for the 2024-2025 school year and is anticipated to be 111% for the 2025-2026 school year.
Area 6	Project 23-P31	Dr. E. P. Scarlett High School	Dr. E. P. Scarlett High School has a utilization of 121% for the 2024-2025 school year and is anticipated to be 124% for the 2025-2026 school year.
Area 6	Project 25-P8	Evergreen School	Evergreen School has a utilization of 99% for the 2024-2025 school year and is anticipated to be 105% for the 2025-2026 school year.
Area 6	Project 25-P9	Marshall Springs School	Marshall Springs School has a utilization of 86% for the 2024-2025 school year and is anticipated to be 87% for the 2025-2026 school year.
Area 7	Project 23-P35	Dr. Roberta Bondar School	<p>Dr. Roberta Bondar School has a utilization of 107% for the 2024-2025 school year and is anticipated to be 106% for the 2025-2026 school year.</p> <p>Utilization is expected to continue to trend downwards in the coming years.</p>
Area 7	Project 24-P47	Western Canada High School	<p>Western Canada High School has a utilization of 110% for the 2024-2025 school year and is anticipated to be 110% for the 2025-2026 school year.</p> <p>A cap has been placed on the IB Program at this school in order to keep utilization at a reasonable rate. Enrolment will continue to be monitored to determine if further changes are required.</p>

Area 7	Project 24-P44	Alexander Ferguson School	Alexander Ferguson School has a utilization of 93% for the 2024-2025 school year and is anticipated to be 92% for the 2025-2026 school year.
Area 7	Project 24-P45	Sunalta School	Sunalta School has a utilization of 90% for the 2024-2025 school year and is anticipated to be 96% for the 2025-2026 school year.
Area 7	Project 24-P46	West Ridge School	West Ridge School has a utilization of 97% for the 2024-2025 school year and is anticipated to be 95% for the 2025-2026 school year.
Area 7	Project 25-P3	Windsor Park School	Windsor Park School will open as a K-3 for the 2025-26 school year with an anticipated utilization of 85%. In 2025-26, the school will expand to a K-4, which will increase the anticipated utilization to 114%.

Category		Low Enrolment and Excess Capacity	
Issue		The utilization rate is at or anticipated to be below 70% within the next three years.	
Summary		<p>The CBE will monitor enrolment.</p> <p>Low enrolment impacts the richness and variety of program offerings. Increasing utilization at low enrolment schools will ensure we maximize programmatic and operating efficiencies.</p>	
Area	Project Name	Schools Involved	Summary
Area 3	Project 22-P4	James Short Memorial School	<p>James Short Memorial School has a utilization of 49% for the 2024-2025 school year and is anticipated to be 50% for the 2025-2026 school year.</p> <p>There is an opportunity to use space in the school for system programs, to help alleviate other accommodation pressures, or to consider consolidation with schools in proximity.</p>
Area 3	Project 25-P5	G. W. Skene School	<p>G. W. Skene School has a utilization of 64% for the 2024-2025 school year and is anticipated to be 68% for the 2025-2026 school year.</p> <p>There is an opportunity to use space in the school for system programs, to help alleviate other accommodation pressures, or to consider consolidation with schools in proximity.</p>
Area 5	Project 20-P47	Haultain Memorial School	Haultain Memorial School has a utilization of 65% for the 2024-2025 school year and is anticipated to be 65% for the 2025-2026 school year.
Area 6	Project 25-P4	Woodlands School	Woodlands School has a utilization of 64% for the 2024-2025 school year and is anticipated to be 65% for the 2025-2026 school year.
Area 7	Project 18-P35b	Colonel Walker School	The Colonel Walker School facility accommodates both the Piitoayis Family School and Colonel Walker School (Regular Program). Together, the school has a utilization of 64% for the 2024-2025 school year and is anticipated to be 68% for the 2025-2026 school year.
Area Central B	Project 18-P35	Piitoayis Family School	<p>The Colonel Walker School facility accommodates both the Piitoayis Family School and Colonel Walker School (Regular Program).</p> <p>There is an opportunity to use space in the school for system programs, to help alleviate other accommodation pressures, or to consider consolidation with schools in proximity in the future.</p>

Category		Balance Enrolment	
Issue		Enrolment between schools and programs is unbalanced.	
Summary		<p>Monitor Enrolment.</p> <p>Balancing enrolment between schools helps CBE manage class sizes and programming amongst schools. Increasing utilization at low enrolment schools will ensure we maximize programmatic and operating efficiencies.</p>	
Area	Project Name	Schools Involved	Summary
Area 2	Project 24-P17	William Aberhart High School	William Aberhart High School has a utilization of 86% for the 2024-2025 school year and is anticipated to be 83% for the 2025-2026 school year.
Area 6	Project 20-P55	Braeside School	Braeside School has a utilization of 42% for the 2024-2025 school year and is anticipated to be 40% for the 2025-2026 school year.
Area 7	Project 23-P33	Connaught School, Earl Grey School, Ramsay School, Wildwood School	<p>Connaught School has a utilization of 115% for the 2024-2025 school year and is anticipated to be 137% for the 2025-2026 school year.</p> <p>Ramsay School has a utilization of 89% for the 2024-2025 school year and is anticipated to be 95% for the 2025-2026 school year.</p> <p>Earl Grey School has a utilization of 94% for the 2024-2025 school year and is anticipated to be 95% for the 2025-2026 school year.</p> <p>Wildwood School has a utilization of 99% for the 2024-2025 school year and is anticipated to be 100% for the 2025-2026 school year.</p> <p>Connaught School will also be receiving six modular classrooms for the 2025-26 school year, which is not currently reflected in their provincial capacity and utilization rates.</p>

Plan in Place

	Program	Regular
	Category	Long Term Student Accommodation Challenges
	Issue	This school may be limiting enrolment or may have been involved in recent accommodation planning.
	Summary	<p>Cambrian Heights School - Carrington community was re-designated for 2023; The community of Livingston overflowed to North Haven School. Project 22-P2.</p> <p>Cranston School - Overflow in place to McKenzie Lake School.</p> <p>Crossing Park School - Grade 7-9 students living in the Martindale community who cannot be accommodated at Crossing Park School are now designated to Clarence Samson. Project 18-P15</p> <p>Dr. Gordon Higgins School - Students from the Redstone community have an overflow designation to Bob Edwards School. Project 23-P44.</p> <p>Dr. Martha Cohen School – Change in grade configuration at the school and an overflow to Mountain Park / Dr. George Stanley Schools.</p> <p>Griffith Woods School – Overflow in place to Battalion Park and Bishop Pinkham Schools.</p> <p>Hugh A Bennett -Overflow in place to Pineridge School. Project 23-P20</p> <p>Joane Cardinal-Schubert High School - Overflow in place to Centennial High School.</p> <p>Keeler School – Overflow in place for students from Redstone to West Dover school - Project 23-P20</p> <p>Kenneth D. Taylor School – Overflow in place to Cambrian Heights School.</p> <p>Lakeshore School - Overflow in place to Nickle School. Project 23-P25</p> <p>Mahogany School - Overflow in place to Bayside School. Project 23-P26</p> <p>Nelson Mandela School - Overflow in place to James Fowler High School Project 22-P6</p> <p>New Brighton School - Overflow in place to McKenzie Lake School.</p> <p>Northern Lights School - The community of Carrington has an overflow designation to North Haven School. Project 23-P14</p> <p>North Trail High School - Project 23-P18</p> <p>Peter Lougheed School – Overflow in place to Pineridge School and Clarence Sansom School.</p> <p>Prairie Sky School - Overflow in place to Annie Foote School, Monterey Park School and Ernest Morrow School.</p> <p>Saddle Ridge School - Overflow in place to Pineridge School. Project 22-P20</p> <p>Simon Fraser School - The community of Evanston has an overflow designation of William D. Pratt School.</p> <p>Ted Harrison School - Overflow in place to Sherwood School. Project 23-P22</p> <p>Terry Fox School - The community of Cornerstone has an overflow designation to Ian Bazalgette School. Project 23-P23</p> <p>Tom Baines School - Overflow in place to Arbour Lake School. Project 20-P24</p> <p>West Springs School – Overflow in place to Olympic Heights School.</p>

**Plan in Place
Regular**

Ongoing

Plan In Place - Alternative Ongoing	Program	Alternative
	Schools Involved	Annie Gale School, Balmoral School, Brentwood School, Captain John Palliser School, Chief Justice Milvain School, Chris Akkerman School, Collingwood School, Colonel Macleod School, Colonel Sanders School, Dalhousie School, Dr. J. K. Mulloy School, Fairview School, Glamorgan School, Hidden Valley School, Highwood School, Ian Bazalgette School, Killarney School, King George School, Lake Bonavista School, Le Roi Daniels School, Louis Riel School, Maple Ridge School, Marion Carson School, R. T. Alderman School, Riverside School, Sir Wilfrid Laurier School, Thomas B. Riley School, Thorncliffe School, Valley View School, Varsity Acres School, W. O. Mitchell School, William Reid School, Willow Park School
	Category	Plan In Place
	Issue	This school may be limiting enrolment or may have been involved in recent accommodation planning.
	Summary	Monitor enrolment. Enrolment at many of the schools is capped and an annual lottery is held for accepting new students into the programs. The CBE lottery process will continue to be used to manage enrolment.

Completed Projects

Project 20-P3 Ongoing Area 5	Program	Regular
	Communities Impacted	All Communities
	Schools Involved	Home Education
	Category	Fiscal Responsibility/Facility Optimization
	Issue	Need to optimize the use of existing facilities.
	Summary	<p>February 11, 2025, the Board of Trustees approved the closure of the Home Education Program at Windsor Park School for the purpose of relocation to Bel-Aire School, effective June 30, 2025. Windsor Park School will open for regular program elementary school in September 2025.</p> <p>Approximately 375 students, each attending in person learning two days per week, are being relocated from Windsor Park to Bel-Aire School for the Home Education program.</p> <p>There are no transportation impacts, as there is no yellow bus service for this program.</p>

Plan In Place - Regular Complete Area 1	Program	Regular
	Communities Impacted	Multiple
	Schools Involved	Sir Winston Churchill High School
	Category	Plan in Place
	Issue	This school may be limiting enrolment or may have been involved in recent accommodation planning.
	Summary	<p>The community of Nolan Hill was re-designated from Sir Winston Churchill High School to Robert Thirsk High School in 2023 and existing Nolan Hill students were allowed to stay until graduation. Those existing cohorts of Nolan Hill students will be fully phased out of Sir Winston Churchill High School for the 2025 school year, and 6 modular classrooms will be added to address enrolment pressures. As a result of these changes, the overflow from Sir Winston Churchill High School to William Aberhart High School has been rescinded.</p> <p>Note: Schools were previously part of Plan In Place Regular which remains Active on the SSAP.</p> <p>There are no transportation impacts.</p>

Project 24-P02 Complete Area 1	Program	Regular
	Communities Impacted	Brentwood, Hamptons
	Schools Involved	Captain John Palliser School, The Hamptons School
	Category	Balance Enrolment
	Issue	Enrolment between schools and programs is unbalanced.
	Summary	<p>The Hamptons School will expand from a Kindergarten to Grade 4 configuration to a Kindergarten to Grade 6 configuration over two school years. This will allow Grade 5 and 6 students from the Hamptons community to attend school closer to home and relieve enrolment pressures from Captain John Palliser School.</p> <p>It is anticipated that approximately 40 students per grade (80 over two grades) will stay at The Hamptons School for Grades 5 and 6 instead of attending Captain John Palliser School.</p> <p>An equivalent of one less bus will be required as students remain at The Hamptons School.</p>

Project 24-P10 Complete Area 2	Program	Alternative
	Communities Impacted	Multiple
	Schools Involved	Banff Trail School, Varsity Acres School
	Category	Balance Enrolment
	Issue	Enrolment between schools and programs is unbalanced.
	Summary	<p>The communities of Glacier Ridge, Symons Valley Ranch, Nolan Hill, University of Calgary, and University District are re-designated from Varsity Acres School to Banff Trail School to balance elementary school enrolment in the French Immersion program.</p> <p>Approximately 35 students attending Varsity Acres School would be designated to Banff Trail School. However, this change is also to address future enrolment pressures due to anticipated growth from new and developing communities.</p> <p>There are no transportation implications because students that would be transported to Varsity Acres School are now transported to Banff Trail School.</p>

Project 24-P14 Complete Area 2	Program	Regular/Alternative
	Communities Impacted	Multiple
	Schools Involved	Collingwood School, Dalhousie School, Senator Patrick Burns School, W. O. Mitchell School
	Category	Balance Enrolment
	Issue	Enrolment between schools and programs is unbalanced.
	Summary	<p>The three Spanish Bilingual elementary schools in the north (Collingwood, Dalhousie, and W. O. Mitchell) will change from a Kindergarten to Grade 5 configuration to a Kindergarten to Grade 6 configuration. This will better utilize space available at the elementary school level, allow students to attend schools closer to home, and create space at Senator Patrick Burns School which accommodates both Regular Program and Spanish Bilingual. Additionally, the communities of University District and University Heights are re-designated from F. E. Osborne School to Senator Patrick Burns School. This will better align student cohorts with their peers entering the same high school designation.</p> <p>It is anticipated that approximately 190 students will stay for Grade 6 at their designated Spanish elementary school. It is anticipated that approximately 10 students from the University District and University of Calgary communities will be designated to Senator Patrick Burns School over time.</p> <p>An equivalent of one less bus will be required as students remain at feeder schools.</p>

Project 19-P28 Complete Area 2	Program	Regular
	Communities Impacted	Multiple
	Schools Involved	Buffalo Rubbing Stone School, Panorama Hills School
	Category	Balance Enrolment
	Issue	Enrolment between schools and programs is unbalanced.
	Summary	<p>Previously a part of Project 19-P28, which remains on the SSAP, Both Buffalo Rubbing Stone School and Panorama Hills School are being removed from the plan.</p> <p>Buffalo Rubbing Stone School will be receiving two modular classrooms for the 2025- 2026 school year, which is not currently reflected in their capacity and utilization rates. While Panorama Hills School is anticipated to see a decline in enrolment over time as larger cohorts graduate and are replaced by lower enrolment intake.</p> <p>Buffalo Rubbing Stone School has a utilization of 96% for the 2024-2025 school year and is anticipated to be 93% for the 2025-2026 school year.</p> <p>Panorama Hills School has a utilization of 106% for the 2024-2025 school year and is anticipated to be 104% for the 2025-2026 school year.</p> <p>Note: Schools were previously part of Project 19-P28 which remains Active on the SSAP.</p>

Project 23-P12 Complete Area 3	Program	Regular
	Communities Impacted	Forest Heights, Redstone
	Schools Involved	Keeler School
	Category	Over Capacity and/or Nearing Capacity
	Issue	The utilization rate is at or anticipated to be above 95% within the next three years.
	Summary	<p>Effective June 2024, new kindergarten to Grade 6 Redstone students who are unable to be accommodated at Keeler School are designated to West Dover School.</p> <p>Additional bussing will be required to transport students to West Dover School for the 2025-2026 school year.</p>

Project 23-P18 Complete Area 3	Program	Regular
	Communities Impacted	Country Hills, Country Hills Village, Coventry Hills, Harvest Hills, Hidden Valley, Panorama Hills
	Schools Involved	North Trail High School
	Category	Over Capacity and/or Nearing Capacity
	Issue	The utilization rate is at or anticipated to be above 95% within the next three years.
	Summary	<p>Effective January 2025, new registrations for North Trail High School that cannot be accommodated for the 2025-2026 school year and beyond will be overflowed to Crescent Heights High School.</p> <p>Additionally, North Trail High School will be receiving six modular classrooms for the 2025-2026 school year, which is not currently reflected in their capacity and utilization rates.</p> <p>There is no transportation impact.</p>

Project 24-P18 Complete Area 3	Program	Regular
	Communities Impacted	Marlborough Park
	Schools Involved	Cappy Smart School, Roland Michener School
	Category	Balance Enrolment
	Issue	Enrolment between schools and programs is unbalanced.
	Summary	<p>Effective September 2025, there will be a new regular program designation boundary for students residing in the Marlborough Park community.</p> <p>There are no transportation implications because students can continue to walk to Cappy Smart School or Roland Michener School.</p>

Project 19-P6 Complete Area 4	Program	Regular
	Communities Impacted	All Communities
	Schools Involved	Jack James High School, Louise Dean School
	Category	Fiscal Responsibility/Facility Optimization
	Issue	Louise Dean Centre is currently located in Kensington School. The facility requires significant infrastructure investments and has one of the highest operating costs per student in the system.
	Summary	<p>At the November 29, 2022, regular meeting of the Board of Trustees of (CBE), the Board passed the following motion:</p> <p>"THAT the Board of Trustees approves the closure of the Louise Dean School effective June 28, 2024, for the purpose of relocation."</p> <p>Students attending Lousie Dean School transitioned from the Kensington site to the new location at Jack James High School in mid-October 2024.</p> <p>Approximately 30 students moved to the new location at Jack James. There are no transportation impacts.</p>

Project 22-P20 Complete Area 4	Program	Regular
	Communities Impacted	Pineridge, Saddle Ridge
	Schools Involved	Pineridge School, Saddle Ridge School
	Category	Over Capacity and/or Nearing Capacity
	Issue	The utilization rate is at or anticipated to be above 95% within the next three years.
	Summary	<p>Hugh A. Bennett School and Peter Lougheed School will be receiving four modular classrooms for the 2025-2026 school year. A number of overflowed students from the Saddle Ridge community are expected to be called back from Pineridge School for September 2025.</p> <p>There is no transportation impact.</p>

Project 23-P20 Complete Area 4	Program	Regular
	Communities Impacted	Saddle Ridge, Pineridge
	Schools Involved	Hugh A. Bennett School, Pineridge School
	Category	Over Capacity and/or Nearing Capacity
	Issue	The utilization rate is at or anticipated to be above 95% within the next three years.
	Summary	<p>Hugh A. Bennett School will be receiving four modular classrooms for the 2025-2026 school year, which is not currently reflected in their provincial capacity and utilization rates. A number of overflowed students from the Saddle Ridge community are expected to be called back for September 2025.</p> <p>There is no transportation impact.</p>
Project 24-P32 Complete Area 4	Program	Regular
	Communities Impacted	Skyview Ranch
	Schools Involved	Prairie Sky School
	Category	Over Capacity and/or Nearing Capacity
	Issue	The utilization rate is at or anticipated to be above 95% within the next three years.
	Summary	<p>Prairie Sky School will be receiving seven modular classrooms for the 2025-2026 school year, which is not currently reflected in their provincial capacity and utilization rates. A number of overflowed students from the Skyview Ranch community are expected to be called back for September 2025.</p> <p>However, the current overflow in place to Annie Foote School, Monterey Park School and Ernest Morrow School will remain.</p> <p>There is no transportation impact.</p>

Project 23-P45 Complete Area 5	Program	Regular
	Communities Impacted	New Brighton, Copperfield
	Schools Involved	Lord Beaverbrook High School
	Category	Over Capacity and/or Nearing Capacity
	Issue	The utilization rate is at or anticipated to be above 95% within the next three years.
	Summary	<p>The community of New Brighton is re-designated to Lord Beaverbrook for the 2024-2025 school year. Additionally, the community of Copperfield is re-designated to Lord Beaverbrook for the 2025-2026 school year.</p> <p>Chinook Learning Services currently offers High School Upgrading courses in classrooms at Lord Beaverbrook, Forest Lawn, and James Fowler High Schools. In early 2026, this programming will be consolidated into one location at Spruce Cliff School in the city's southwest, near Westbrook Mall and the Westbrook LRT station.</p> <p>This will free up classroom spaces for incoming students from New Brighton and Copperfield.</p> <p>Lord Beaverbrook High School has a utilization of 102% for the 2024-2025 school year and is anticipated to be 109% for the 2025-2026 school year.</p>
Project 21-P61 Complete Area 6	Program	Regular
	Communities Impacted	Canyon Meadows, Southwood
	Schools Involved	Ethel M. Johnson School
	Category	Low Enrolment and Excess Capacity
	Issue	The utilization rate is at or anticipated to be below 70% within the next three years.
	Summary	<p>With the re-designation of the Belmont community from Ron Southern School to Ethel M. Johnson School the utilization rate is no longer anticipated to remain below 70%.</p> <p>Approximately 50 additional students are expected to attend Ethel M. Johnson School for the 2025-2026 school year.</p> <p>One bus is anticipated to transport students to Ethel M. Johnson School for the 2025-2026 school year. In addition to one bus transporting students to Ron Southern School for one year.</p>

Project 23-P29 Complete Area 6	Program	Regular
	Communities Impacted	Silverado, Belmont, Yorkville
	Schools Involved	Ron Southern School
	Category	Over Capacity and/or Nearing Capacity
	Issue	The utilization rate is at or anticipated to be above 95% within the next three years.
	Summary	<p>As a result of increasing enrolment pressures at Ron Southern School the community of Belmont was re-designated to Ethel M. Johnson School. A notice was sent December 3, 2024 informing the school community of the change.</p> <p>Students who are currently attending Ron Southern are able to attend until the end of the school grade configuration. It is anticipated that most students currently attending Ron Southern School will remain.</p> <p>Transportation will continue until June 30, 2026.</p>

Project 18-P7 Complete Area 7	Program	Alternative
	Communities Impacted	All Communities
	Schools Involved	All Boys Program
	Category	Fiscal Responsibility/Facility Optimization
	Issue	The school utilization is at or anticipated to be below 70%. Enrolment in the program peaked at 177 students in 2016 but has been declining since.
	Summary	<p>On December 17, 2024, the Board of Trustees approved the closure of the All Boys Program effective June 26, 2025.</p> <p>Students who are currently attending the All Boys Program will now attend their designated schools.</p> <p>Transportation will continue until June 26, 2025. There is no transportation impact as the program will close at the end of the current school year.</p>

Project 23-P38 Complete Area 7	Program	Regular/Alternative
	Communities Impacted	Multiple
	Schools Involved	Elboya School
	Category	Balance Enrolment
	Issue	Enrolment between schools and programs is unbalanced.
	Summary	<p>On Feb. 11, 2025, the Board of Trustees approved the relocation of CBE Home Education from Windsor Park School to Bel-Aire School. As a result of the decision, Windsor Park School will reopen as a regular program Kindergarten to Grade 3 school and Elboya School will become a Grade 4 to 9 school for the 2025-26 year and in 2026-27 and beyond move to a K-4 and 5-9 school, respectively. As a result of these changes, Elboya School is anticipated to be 83% utilized for the 2025-26 school year.</p> <p>Approximately 176 students are expected to attend Windsor Park School for the 2025-26 school year, of which approximately 150 students in grades 1-3 will move from Elboya School to Windsor Park School.</p> <p>Transportation for students at Elboya School who have been re-designated will continue until June 26, 2026.</p>

Removed Projects

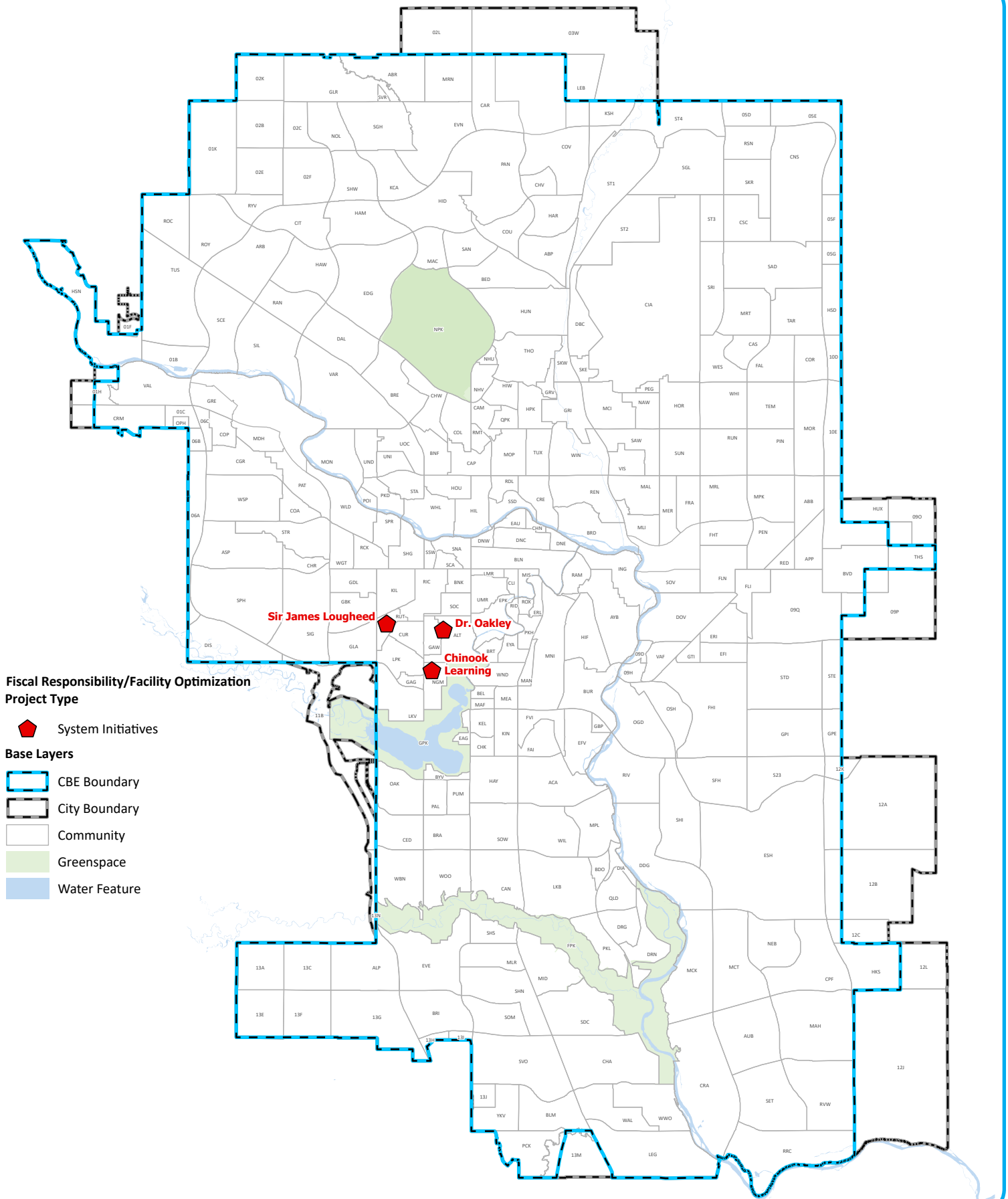
Issue		Schools are being removed from the SSAP with no action required.	
Summary		<p>These projects are being removed from the Three-Year System Student Accommodation Plan. The schools are no longer anticipated to be below 70% utilization or above 95% in the next three years.</p> <p>There is no transportation impact.</p>	
Area	Project Name	Schools Involved	Summary
Area 1	Project 20-P26	Terrace Road School	Terrace Road School has a utilization of 73% for the 2024-2025 school year and is anticipated to be 74% for the 2025-2026 school year.
Area 1	Project 23-P3	Arbour Lake School	Arbour Lake School has a utilization of 96% for the 2024-2025 school year and is anticipated to be 93% for the 2025-2026 school year.
Area 1	Project 24-P01	Bowcroft School	Bowcroft School has a utilization of 78% for the 2024-2025 school year and is anticipated to be 80% for the 2025-2026 school year.
Area 1	Project 24-P03	Edgemont School	Edgemont School has a utilization of 94% for the 2024-2025 school year and is anticipated to be 87% for the 2025-2026 school year.
Area 1	Project 24-P07	Silver Springs School	Silver Springs School has a utilization of 95% for the 2024-2025 school year and is anticipated to be 93% for the 2025-2026 school year.
Area 1	Project 24-P08	Tuscany School	Tuscany School has a utilization of 94% for the 2024-2025 school year and is anticipated to be 93% for the 2025-2026 school year.
Area 2	Project 24-P12	Capitol Hill School	Capitol Hill School has a utilization of 96% for the 2024-2025 school year and is anticipated to be 96% for the 2025-2026 school year.
Area 3	Project 23-P15	Coventry Hills School	Coventry Hills School has a utilization of 98% for the 2024-2025 school year and is anticipated to be 99% for the 2025-2026 school year.
Area 4	Project 24-P24	Colonel J. Fred Scott School	Colonel J. Fred Scott School has a utilization of 98% for the 2024-2025 school year and is anticipated to be 97% for the 2025-2026 school year.
Area 4	Project 24-P29	Mayland Heights School	<p>Mayland Heights School is dual-track Regular and French Immersion Program.</p> <p>Mayland Heights School has a utilization of 85% for the 2024-2025 school year and is anticipated to be 86% for the 2025-2026 school year.</p>

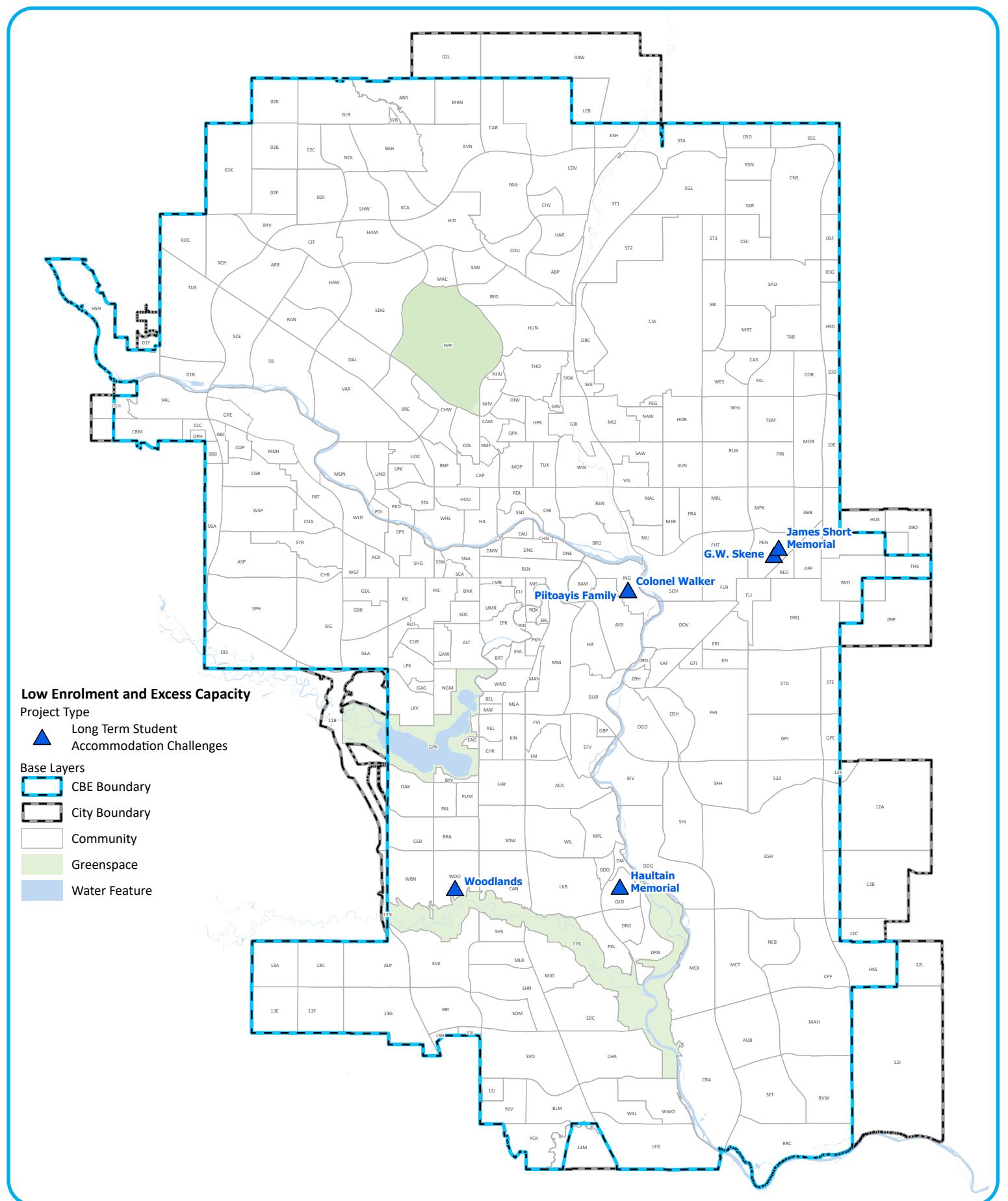
Area 5	Project 24-P36	Deer Run School	Deer Run School has a utilization of 87% for the 2024-2025 school year and is anticipated to be 83% for the 2025-2026 school year.
Area 6	Project 20-P59	Woodman School	Woodman School has a utilization of 69% for the 2024-2025 school year and is anticipated to be 69% for the 2025-2026 school year. Woodman School is anticipated to be above 70% utilization by 2028.
Area 6	Project 24-P41	Glenbrook School	Glenbrook School has a utilization of 86% for the 2024-2025 school year and is anticipated to be 86% for the 2025-2026 school year.
Area 6	Project 24-P42	Janet Johnstone School	Janet Johnstone School has a utilization of 95% for the 2024-2025 school year and is anticipated to be 94% for the 2025-2026 school year.
Area 6	Project 24-P43	Woodbine School	Woodbine School has a utilization of 91% for the 2024-2025 school year and is anticipated to be 92% for the 2025-2026 school year.
Area 6	Project 24-P40	Altadore School	Altadore School has a utilization of 92% for the 2024-2025 school year and is anticipated to be 95% for the 2025-2026 school year.
Area 7	Project 23-P37	Bishop Pinkham School	<p>Bishop Pinkham is an overflow receiver for Griffith Woods, which continues to see high growth. The near-future trend is that utilization at this school will continue to grow.</p> <p>Bishop Pinkham School has a utilization of 83% for the 2024-2025 school year and is anticipated to be 83% for the 2025-2026 school year.</p>

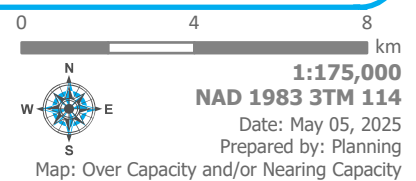
Specialized Class Moves

Program locations for students with complex learning needs are reviewed on an annual basis. Programming is placed in a school based on the needs of the students, the proximity to home and the impacts of transportation.

Area	Class	Summary
Multiple	Bridges	Move one class from Erin Woods School to Colonel Walker School
	CSSI	Move one class from William Aberhart to James Fowler
	LEAD	Move one class from James Fowler High School to Nelson Mandela High School
	LEAD	Move one class from Sir John Franklin School to Peter Lougheed School
	LEAD	Move one class from Sherwood School to Peter Lougheed School
	PLP	Move one class from William Aberhart High School to Jack James High School
	The Class	Move one class from Queen Elizabeth High School to Bob Edwards School
	RISE	Move one class from Bob Edwards to Queen Elizabeth High School
1	ALP	Open one class at Terrace Road School
	CSSI	Open one class at Sir Winston Churchill High School
	PLP	Close one class at Terrace Road School
3	ACCESS	Open one class at Forest Lawn High School
	ALP	Open one class at Erin Woods School
	CSSI	Open one class at G. W. Skene School
	LEAD	Close one class at Crescent Heights High School
	LEAD	Close one class at Penbrooke Meadows School
	PLP	Close one class at Ernest Morrow School
	RISE	Close one class from at Jack James High School
4	ALP	Open one class at Lester B. Pearson High School
	EES	Open one class at Hugh A. Bennett School
5	ALP	Open one class at Midnapore School
	Bridges	Move one class from Deer Run School to Haultain Memorial School
	CSSI	Move one class from Midsun School to Mountain Park School
	RISE	Open one class at Wilma Hansen School
	The Class	Open one class at Joane Cardinal Schubert High School
6	CSSI	Open one class at Woodbine School
	EES	Open one class at Woodlands School
	GATE	Close two classes at Louis Riel School
	GATE	Close one class at Henry Wise Wood High School
	TASC	Open one class at Dr. E. P. Scarlett High School
7	HERA	Close one class at Dr. Oakley School.

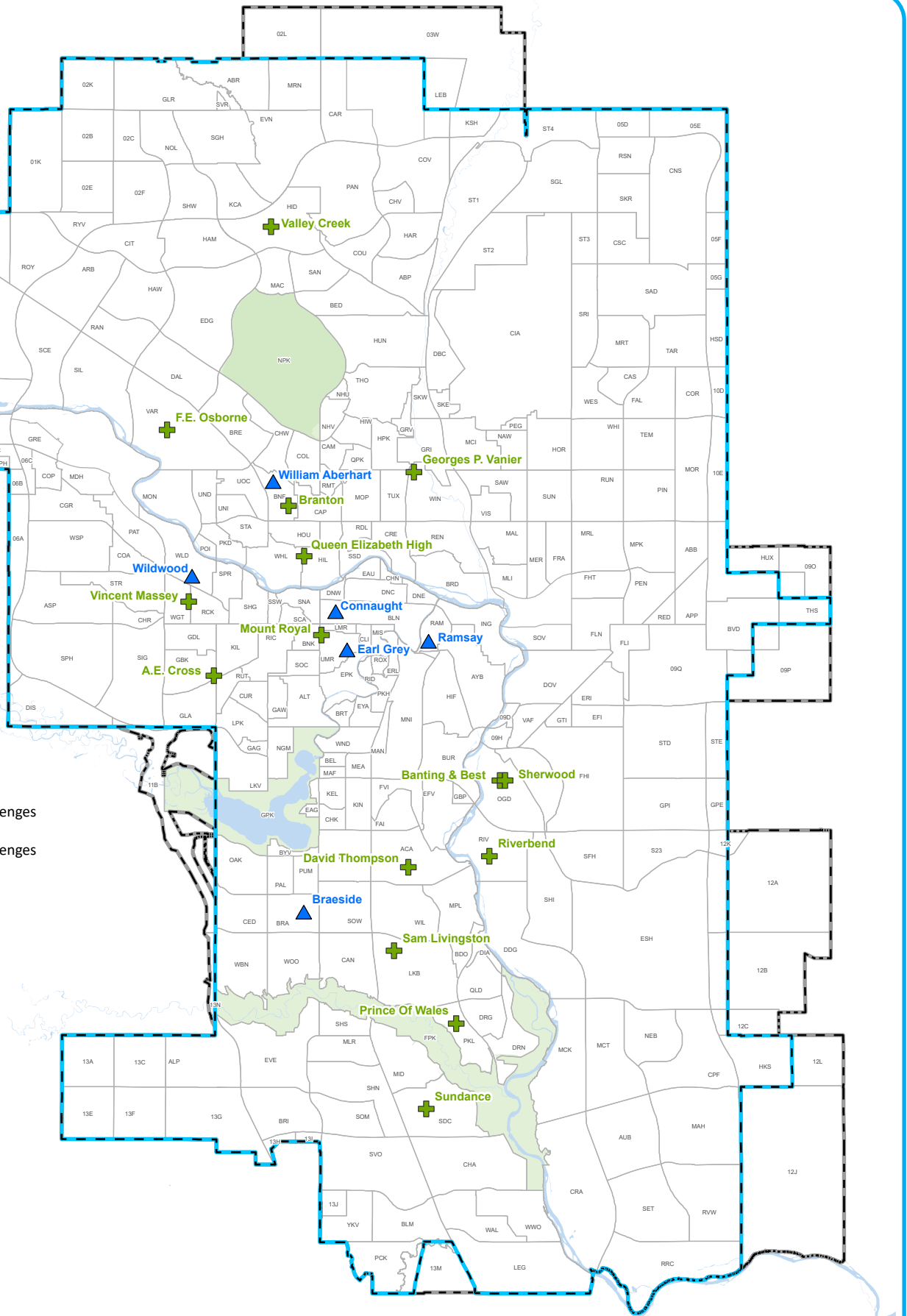






Balance Enrollment Project Type

- + Short Term Student Accommodation Challenges
- ▲ Long Term Student Accommodation Challenges
- CBE Boundary
- City Boundary
- Community
- Greenspace
- Water Feature

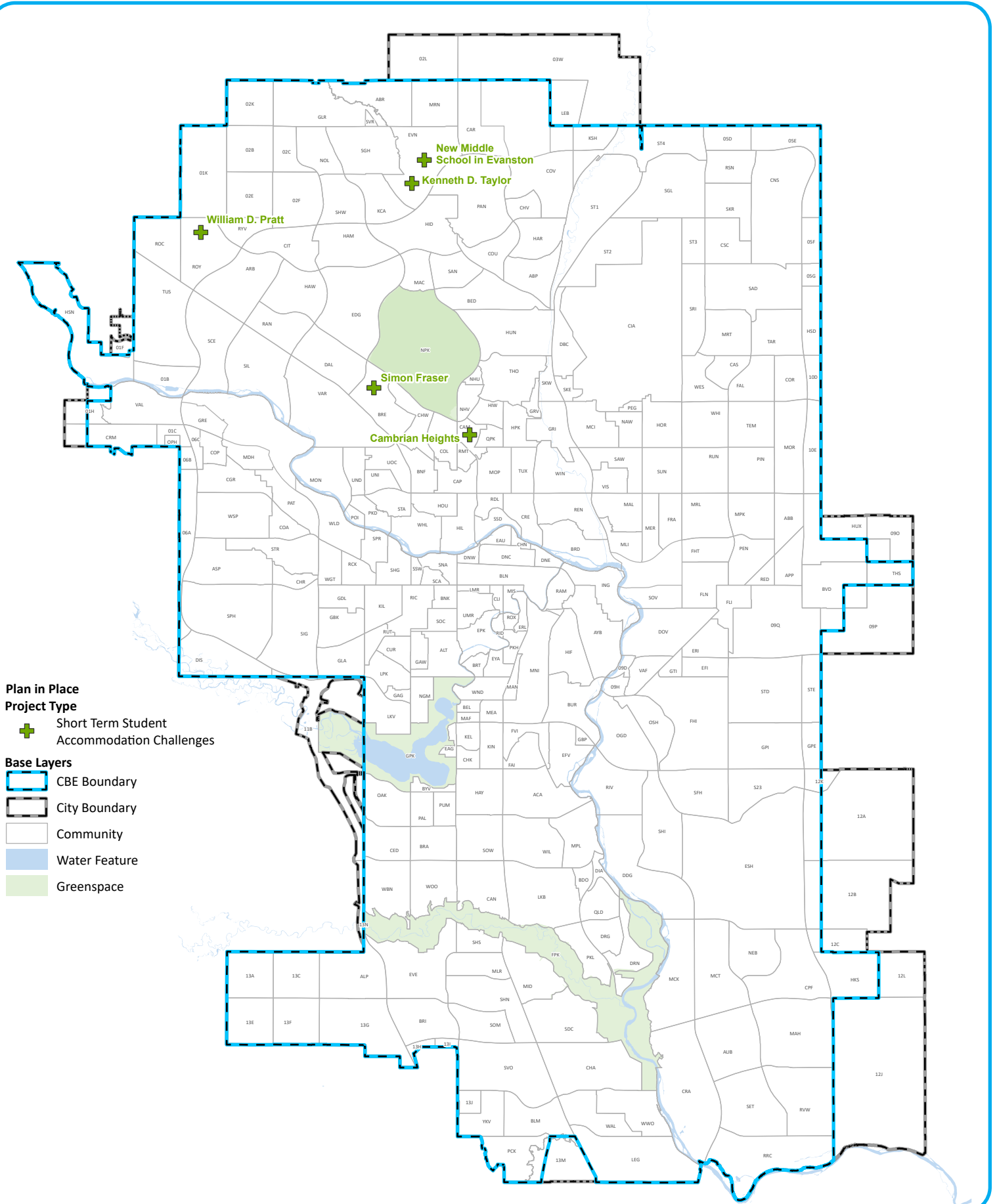


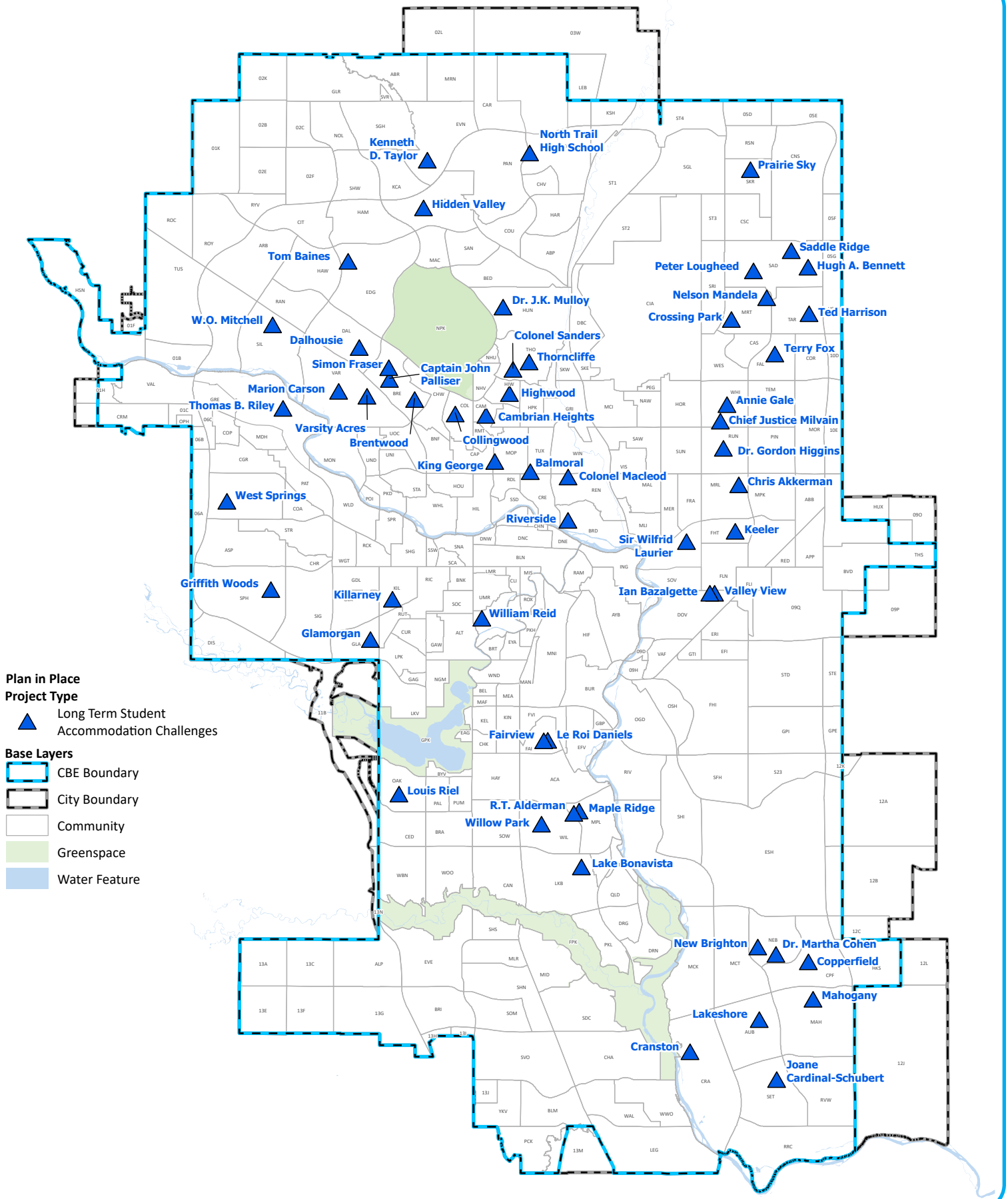
Calgary Board
of Education

Balance Enrolment Projects

0 4 8
km
1:175,000
NAD 1983 3TM 114
Date: April 28, 2025
Prepared by: Planning
Map: Balance Enrollment



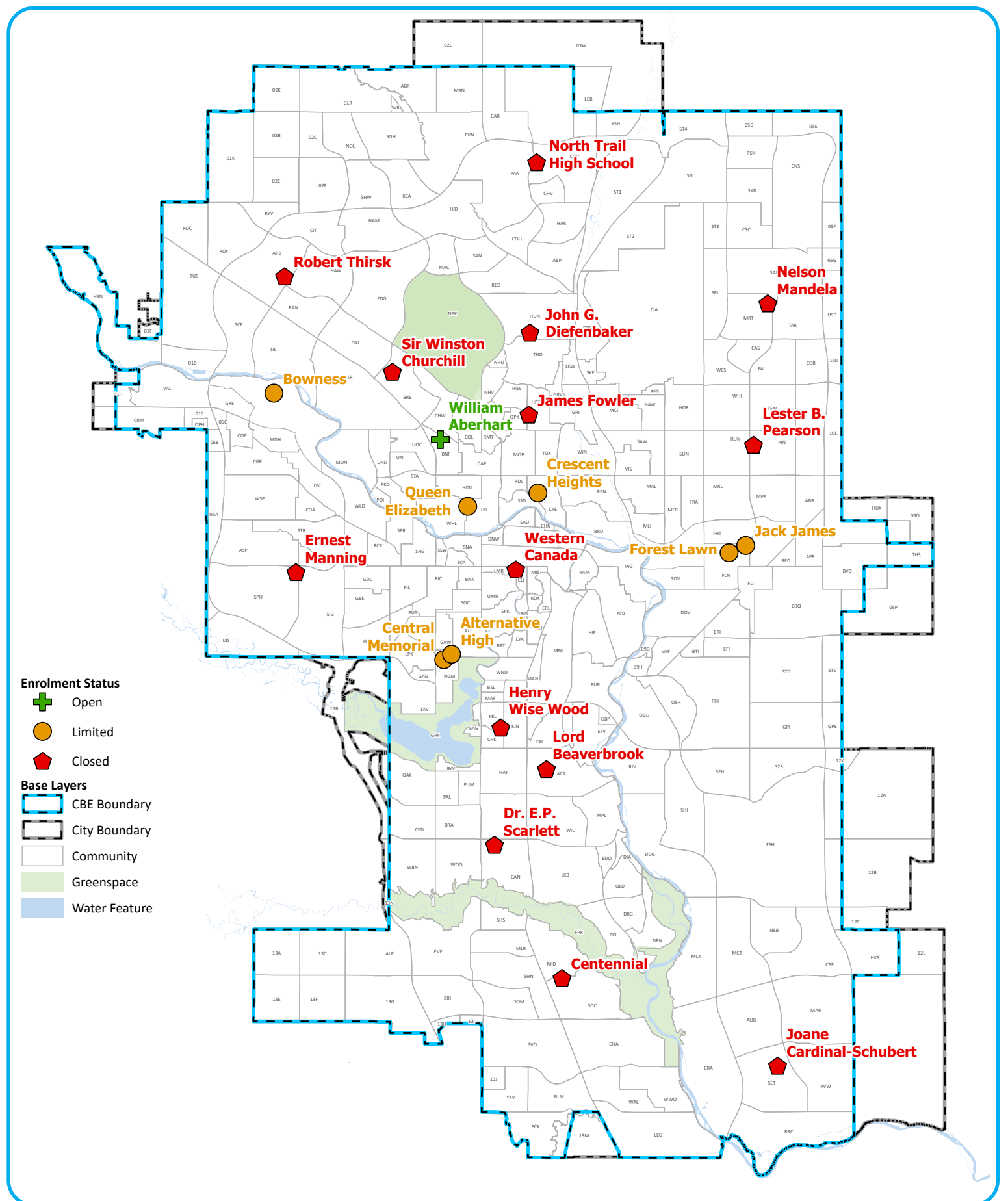




Calgary Board
of Education

Plan in Place Projects

0 4 8 km
1:175,000
NAD 1983 3TM 114
Date: April 28, 2025
Prepared by: Planning
Map: Plan in Place



Enrolment Status

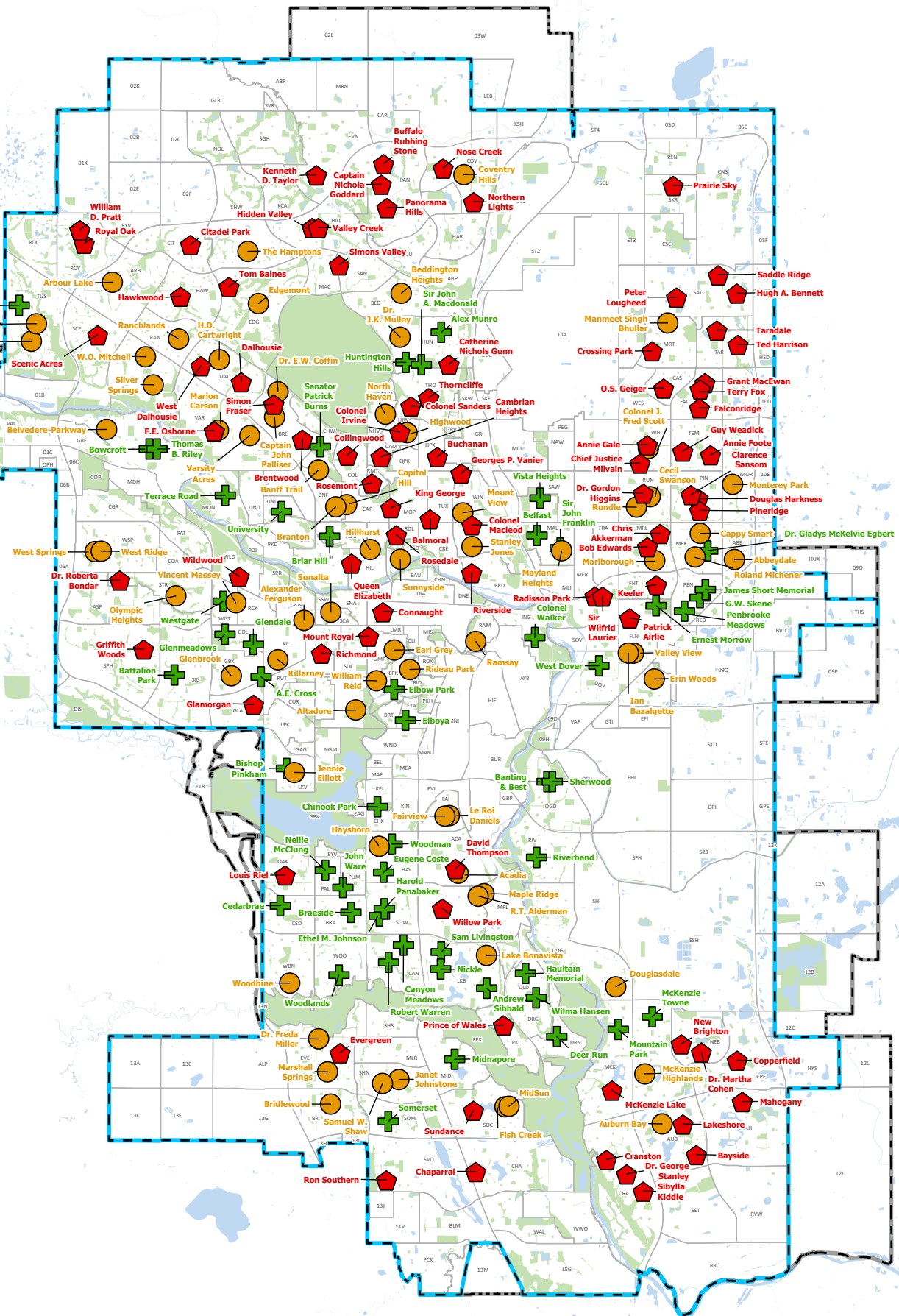
High Schools

Enrolment Status

- + Open
- Limited
- ◆ Closed

Base Layers

- CBE Boundary
- City Boundary
- Community
- Greenspace
- Water Feature



Calgary Board
of Education

Enrolment Status

Elementary, Middle and Junior Schools

0 4 8 km



1:175,000
NAD 1983 3TM 114

Date: April 14, 2025
Prepared by: Planning
Map: Enrolment Status E/M/J