



## Reading this report

This survey was sent to parents and CBE staff.

There were 7,444 responses to one or more questions on the survey.

This survey could be translated into 37 languages. Twenty participants completed the survey in a language other than English.

## Community Engagement staff interpretations

### High-level insights

Survey results signal that:

- Agreement is the highest for keeping student achievement in literacy and math and student well-being and mental health support as priorities.
- There are opportunities to continue strengthening and refining efforts related to:
  - the key priority area of Truth & Reconciliation, Diversity and Inclusion;
  - support for employees related to enabling student well-being; and
  - providing learning opportunities that prepare students for future learning and success.
- There are opportunities to help families and staff understand the connection between individual School Development Plans and the broader CBE Education Plan.

### Unique insights by group

Parents and staff aligned most with respect to their agreement, meaning there was a similar percentage of those who chose 'Strongly agree' or 'Agree', with these statements:

- 'Students achieve excellence in literacy' should remain a key outcome.
- 'Students achieve excellence in mathematics' should remain a key outcome.
- Student well-being and mental health supports should continue to be prioritized within CBE schools and the system.

Outside of these statements, there was wider distribution across levels of agreement among parents as compared with aggregate results.

# Survey results

## Section 1: Demographics

1. What best describes your relationship with the CBE? (6791 responses)



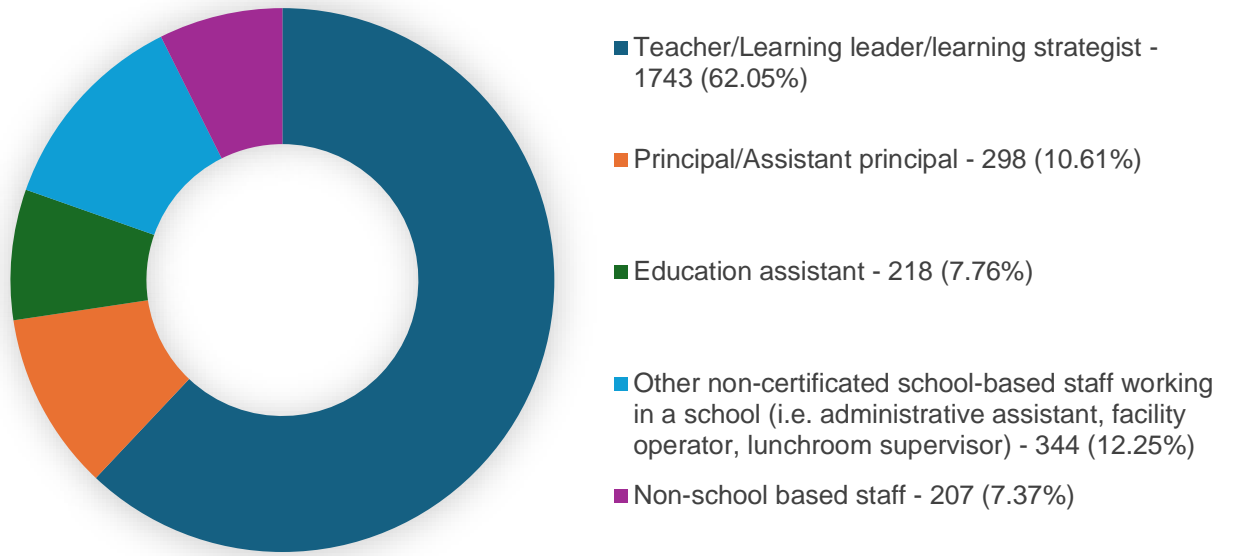
- I am a parent of one of more CBE students - 3957 (58.31%)
- I am CBE staff - 2032 (29.94%)
- I am both a CBE parent and staff member - 802 (11.82%)

2. Select the grade range(s) that apply to your student(s). (7040 responses)



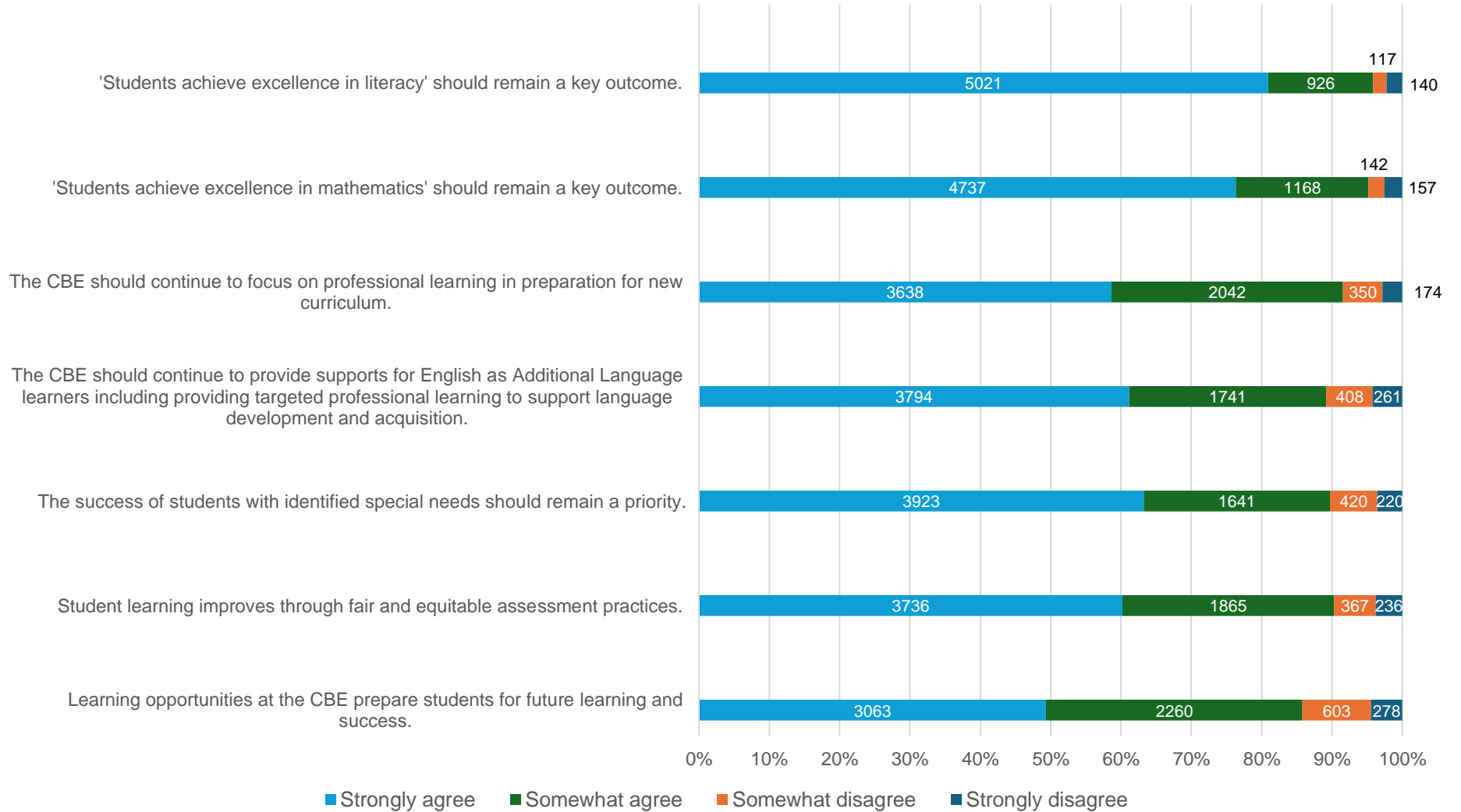
- Pre-kindergarten and Kindergarten - 745 (15.68%)
- Grades 1 to 3 - 1939 (40.81%)
- Grades 4 to 6 - 1784 (37.55%)
- Grades 7 to 9 - 1428 (30.06%)
- Grades 10 to 12 - 1144 (24.08%)

**3. Choose the current job role with which you most closely identify. If you are in an acting role, select the option that most closely relates to this position. (2810 responses)**

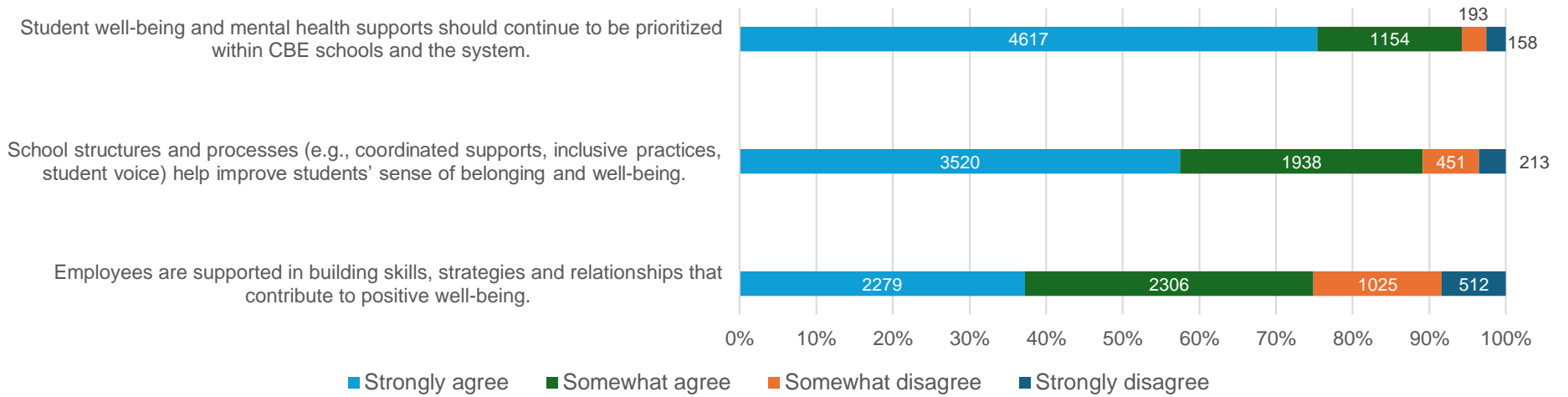


**Section 2: 2024-27 Education Plan**

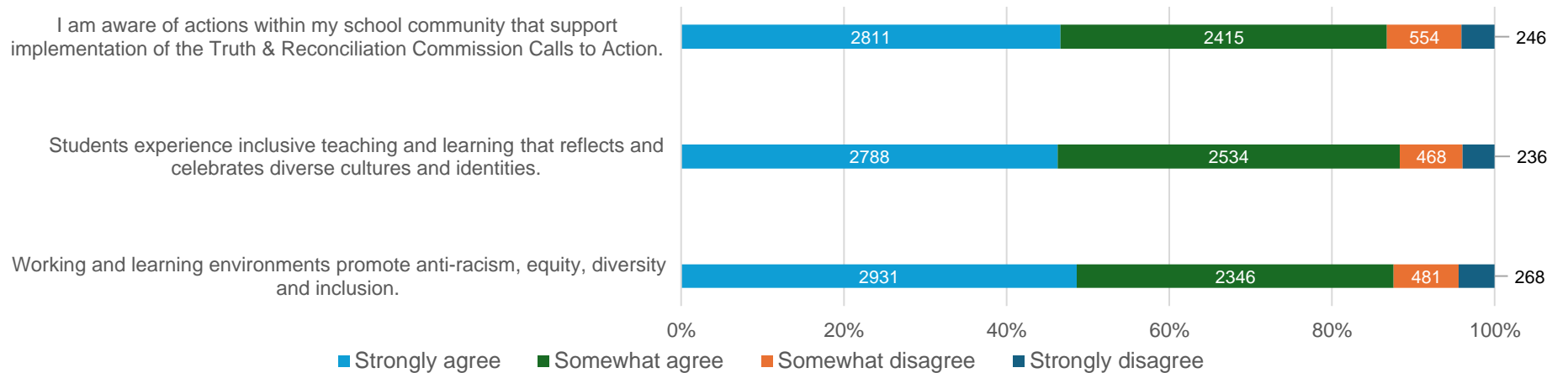
**4. Indicate your level of agreement or disagreement with the following statements: (6204 responses)**



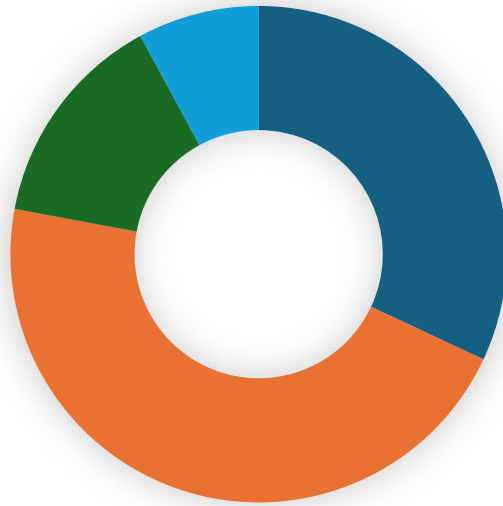
**5. Indicate your level of agreement or disagreement with the following statements: (6122 responses)**



**6. Indicate your level of agreement or disagreement with the following statements: (6026 responses)**



**7. I understand how a school's School Development Plan connects with the broader CBE Education Plan. (5978 responses)**



- Strongly agree - 1911 (31.97%)
- Somewhat agree - 2747 (45.96%)
- Somewhat disagree - 847 (14.17%)
- Strongly disagree - 473 (7.91%)