

**Q1:** The attached PowerPoint talks about the different values that drive public education. What do you value in public education?

**Started:** 14 May 2014 **Ended:** 2 Jul 2014

**Participation summary**

Demographic	Participants	Thoughts	Participants	Priorities
Parent with pre-school children	15	28 thoughts	22	271 stars
Community member	6	11 thoughts	5	38 stars
other	3	4 thoughts	6	18 stars
CBE Staff	7	13 thoughts	13	140 stars
Parent with children currently in school	35	83 thoughts	72	977 stars
Participated		40 % (66)		66 % (109)
Opted out		3 % (5)		7 % (13)
No participation		56 % (93)		25 % (42)

**Priorities Cloud**



**Priorities Summary**

**Overall rating** - total number of stars assigned to that group of thoughts

**Participant count** - the number of people that assigned stars to that group of thoughts

**Average rating** - the average number of stars that was given to that group of thoughts. The overall rating divided by the participant count. Average Rating can indicate a small number of people are passionate about a particular subject. You will often see a group of thoughts with a higher average rating than a group higher in the list. This can indicate that the people that did add stars to that group felt it was very important.

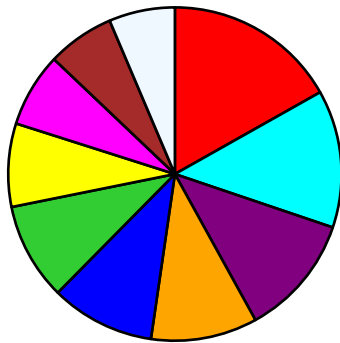


**Q1:** The attached PowerPoint talks about the different values that drive public education. What do you value in public education?

	overall rating	participant count	average rating
I value small class sizes, qualified teachers and positive learning	150	72	2.08
Appropriate facilities for the student population size	119	66	1.80
easy access to schools	105	55	1.91
Excellence in Education	92	58	1.59
I value that children come first.	90	59	1.53
I value a respectful and safe learning environment.	84	57	1.47
Continued sustainable funding for all aspects of education	72	50	1.44
Public education is about building community values	64	41	1.56
Public education should be public.	58	38	1.53
Public consultation on major changes to funding cuts and curriculum changes	57	41	1.39
Feed back on learning is very important.	56	38	1.47
I value choice of program, and excellence in all program delivery.	56	38	1.47
Regular program	51	31	1.65
Equal opportunity	45	31	1.45
Timely knowledge of school availability and transportation	45	29	1.55
Accessibility	42	35	1.20
Accountability	42	33	1.27
Second languages	38	25	1.52
Administration Cost	25	16	1.56
I value the standardization of delivery	25	20	1.25
Low cost education	24	18	1.33
Fairness is the main issue that seems to be under debate.	23	18	1.28
I find the actual values of the CBE are flawed.	21	17	1.24
Diversity	20	18	1.11
Citizenship	19	18	1.06
Ranking need for modular classes	18	13	1.38

**Q1:** The attached PowerPoint talks about the different values that drive public education. What do you value in public education?

	overall rating	participant count	average rating
Calculated corporate sponsorship when available	16	13	1.23
Playground Quality	16	14	1.14
Need to emphasize holistic approach	14	13	1.08



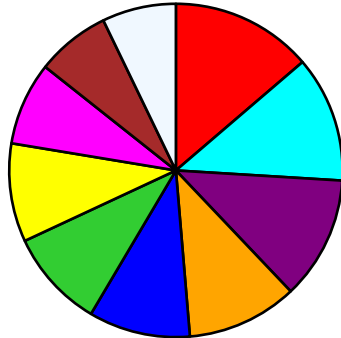
<span style="color: red;">■</span> I value small class sizes, qualified te...	150
<span style="color: cyan;">■</span> Appropriate facilities for the student ...	119
<span style="color: purple;">■</span> easy access to schools	105
<span style="color: orange;">■</span> Excellence in Education	92
<span style="color: blue;">■</span> I value that children come first.	90
<span style="color: green;">■</span> I value a respectful and safe learning ...	84
<span style="color: yellow;">■</span> Continued sustainable funding for all a...	72
<span style="color: pink;">■</span> Public education is about building comm...	64
<span style="color: brown;">■</span> Public education should be public.	58
<span style="color: white;">■</span> Public consultation on major changes to...	57













**Q2:** The attached PowerPoint talks about what the CBE currently considers when ranking new schools and major modernizations. What are some of the challenges with the current School Capital Planning process?

	overall rating	participant count	average rating
Funding and the Provincial Government	46	31	1.48
Crowding in Schools	41	31	1.32
Takes too long to build schools	40	28	1.43
Balancing immediate needs with future needs	36	28	1.29
No linkage with developers/development	33	29	1.14
Growth rates	32	25	1.28
Schools in the inner vs New Schools in the suburbs	32	22	1.45
CBE Needs to consider creative solutions	27	22	1.23
Doesn't take into consideration projected numbers.	24	19	1.26
Median Travel Time	24	20	1.20
English language community schools as a priority	20	13	1.54
pitting one community against another.	19	17	1.12
Reactive	19	13	1.46
Shouldn't prioritize communities with existing schools above those without	18	17	1.06
Combining communities	13	10	1.30
Grade configurations	12	10	1.20
Don't take into consideration where non-CBE schools exist	11	10	1.10
Communication & Timeline	9	8	1.12
Schools need to keep up with changes to curriculum changes	9	8	1.12
Point System for High Schools	8	4	2.00
Accommodation is a challenge	7	6	1.17
focus on safety and accessibility in buildings	6	6	1.00
Points Assignments Matrix - Eliminate Ranges	6	6	1.00
Fiscal considerations	5	4	1.25

**Q2:** The attached PowerPoint talks about what the CBE currently considers when ranking new schools and major modernizations. What are some of the challenges with the current School Capital Planning process?



	Funding and the Provincial Government	46
	Crowding in Schools	41
	Takes too long to build schools	40
	Balancing immediate needs with future n...	36
	No linkage with developers/development	33
	Growth rates	32
	Schools in the inner vs New Schools in ...	32
	CBE Needs to consider creative solution...	27
	Doesn't take into consideration project...	24
	Median Travel Time	24

**Q3:** The attached PowerPoint talks about what the CBE currently considers when ranking new schools and major modernizations. What are the strengths of the current School Capital Planning process?

**Started:** 14 May 2014 **Ended:** 2 Jul 2014

## Participation summary

Demographic	Participants	Thoughts	Participants	Priorities
Parent with pre-school children	12	4 thoughts	20	66 stars
Community member	4	3 thoughts	5	9 stars
other	2	1 thought	6	10 stars
CBE Staff	5	1 thought	12	36 stars
Parent with children currently in school	32	14 thoughts	67	276 stars
Participated		33 % (55)		61 % (101)
Opted out		3 % (5)		7 % (13)
No participation		63 % (104)		30 % (50)

## Priorities Cloud



## Priorities Summary

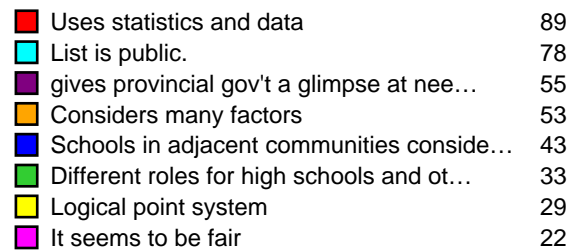
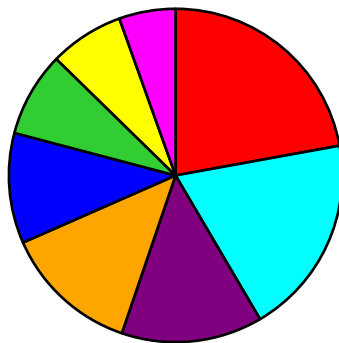
**Overall rating** - total number of stars assigned to that group of thoughts

**Participant count** - the number of people that assigned stars to that group of thoughts

**Average rating** - the average number of stars that was given to that group of thoughts. The overall rating divided by the participant count. Average Rating can indicate a small number of people are passionate about a particular subject. You will often see a group of thoughts with a higher average rating than a group higher in the list. This can indicate that the people that did add stars to that group felt it was very important.

**Q3:** The attached PowerPoint talks about what the CBE currently considers when ranking new schools and major modernizations. What are the strengths of the current School Capital Planning process?

	overall rating	participant count	average rating
Uses statistics and data	89	57	1.56
List is public.	78	57	1.37
gives provincial gov't a glimpse at needs.	55	38	1.45
Considers many factors	53	42	1.26
Schools in adjacent communities considered.	43	36	1.19
Different roles for high schools and other schools.	33	24	1.38
Logical point system	29	25	1.16
It seems to be fair	22	18	1.22





**Q4:** What criteria do you think should be considered as a method to rank the need for modular classrooms is developed?

**Started:** 14 May 2014 **Ended:** 2 Jul 2014

## Participation summary

Demographic	Participants	Thoughts	Participants	Priorities
Parent with pre-school children	12	12 thoughts	19	79 stars
Community member	4	5 thoughts	5	14 stars
other	2	3 thoughts	6	10 stars
CBE Staff	5	6 thoughts	12	45 stars
Parent with children currently in school	33	45 thoughts	67	317 stars
Participated		34 % (56)		60 % (100)
Opted out		3 % (5)		7 % (13)
No participation		62 % (103)		31 % (51)

## Priorities Cloud



## Priorities Summary

**Overall rating** - total number of stars assigned to that group of thoughts

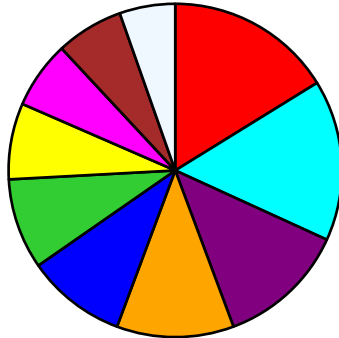
**Participant count** - the number of people that assigned stars to that group of thoughts

**Average rating** - the average number of stars that was given to that group of thoughts. The overall rating divided by the participant count. Average Rating can indicate a small number of people are passionate about a particular subject. You will often see a group of thoughts with a higher average rating than a group higher in the list. This can indicate that the people that did add stars to that group felt it was very important.

**Q4:** What criteria do you think should be considered as a method to rank the need for modular classrooms is developed?

	overall rating	participant count	average rating
How crowded the school is.	57	45	1.27
Distance children are travelling/Bus times	55	38	1.45
Class size	44	36	1.22
accommodate the immediate community	40	29	1.38
Projected number of students	34	26	1.31
Attendance of Siblings	31	23	1.35
Regular program as a priority	26	19	1.37
Ability to place modular classrooms at a school	23	21	1.10
Where the community ranks (& how long it has been ranked) for more schools	23	17	1.35
Modular classrooms should be considered for elementary	19	15	1.27
Addressing short term needs	18	15	1.20
Ability of principal to budget funds to hire teachers for those classrooms.	17	13	1.31
Availability of other options for students	17	15	1.13
A public conversation on this process with those affected is essential.	13	11	1.18
Modular means portable, if its not it shouldn't be built.	12	11	1.09
More than 2 moves between K-9	11	11	1.00
A classroom must address at least a medium term need.	9	9	1.00
Costs of adding capacity	9	9	1.00
Principals should request modulares	9	7	1.29
Changing demographics and education practice	8	8	1.00

**Q4:** What criteria do you think should be considered as a method to rank the need for modular classrooms is developed?



How crowded the school is.	57
Distance children are travelling/Bus ti...	55
Class size	44
accommodate the immediate community	40
Projected number of students	34
Attendance of Siblings	31
Regular program as a priority	26
Ability to place modular classrooms at ...	23
Where the community ranks (& how long i...	23
Modular classrooms should be considered...	19

**Q5:** What other information would you like to share?

**Started:** 14 May 2014 **Ended:** 2 Jul 2014

## Participation summary

Demographic	Participants	Thoughts	Participants	Priorities
Parent with pre-school children	12	10 thoughts	19	73 stars
Community member	4	3 thoughts	5	14 stars
other	2	1 thought	6	3 stars
CBE Staff	5	3 thoughts	12	45 stars
Parent with children currently in school	33	28 thoughts	67	302 stars
Participated		34 % (56)		60 % (100)
Opted out		3 % (5)		7 % (13)
No participation		62 % (103)		31 % (51)

## Priorities Cloud



## Priorities Summary

**Overall rating** - total number of stars assigned to that group of thoughts

**Participant count** - the number of people that assigned stars to that group of thoughts

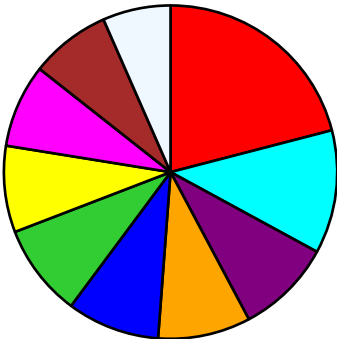
**Average rating** - the average number of stars that was given to that group of thoughts. The overall rating divided by the participant count. Average Rating can indicate a small number of people are passionate about a particular subject. You will often see a group of thoughts with a higher average rating than a group higher in the list. This can indicate that the people that did add stars to that group felt it was very important.



**Q5:** What other information would you like to share?

	overall rating	participant count	average rating
Build more schools	70	33	2.12
Be fiscally responsible	40	26	1.54
Consider creative solutions	31	27	1.15
Be Proactive!	30	20	1.50
Developer Money	30	21	1.43
Plan ahead	30	23	1.30
Sbilings	28	19	1.47
Politics should not be in our school boards	27	17	1.59
The CBE cannot solve this issue alone.	26	23	1.13
Grade configuration	22	15	1.47
I suspect no matter what, the CBE won't be able to please everyone.	20	19	1.05
Communication	16	13	1.23
Alternative programs	13	11	1.18
At least 1 bus stop in the child's community, even for alternative programs	13	10	1.30
Consideration of Alternate Education Values	11	11	1.00
Demographic inputs in the 3 year capital plan	11	9	1.22
Information people receive from developers	10	9	1.11
School and program change decisions s/b made in favor of the majority	10	7	1.43
Transportation route planning process is brutal	10	7	1.43
Racism	0	0	0.00

**Q5:** What other information would you like to share?



Build more schools	70
Be fiscally responsible	40
Consider creative solutions	31
Be Proactive!	30
Developer Money	30
Plan ahead	30
Sbilings	28
Politics should not be in our school bo...	27
The CBE cannot solve this issue alone.	26
Grade configuration	22

