








Skill Development: Public Transit Skills

Name: _____ Grade: _____ School: _____

<p>Reflection</p> 	<p>What are my public transit strengths and areas I need to develop?</p>	
<p>Goal Setting</p> 	<p>What public transit skills goal(s) will I focus on? Choose 1-2.</p>	
<p>Supports</p> 	<p>What strategies and/or people will support my skill development?</p>	
<p>Personal Evaluation</p> 	<p>How will I know I have met my goals?</p>	
<p>Timeline</p> 	<p>When do I want to reach my goal(s)?</p>	
<p>Social Awareness</p> 	<p>How will this/these goal(s) impact others?</p>	
<p>Moving Forward</p> 	<p>How will I make sure that I maintain my skills?</p>	



Skill Development: Public Transit Skills

Name: _____ Grade: _____ School: _____

RUBRIC: Public Transit Skills		Completed with/by: <input type="checkbox"/> Parent <input type="checkbox"/> Teacher <input type="checkbox"/> Student
Skill	Score 0 -not at all 1 -limited 2 -some of the time 3 -all of the time	Notes N/A – not applicable G - Goal setting R – Revised Goal O - other
Creates a travel plan (with/without support).	0 1 2 3	
Identifies the desired bus stop and sits where bus driver can see him/her.	0 1 2 3	
Safely and appropriately enters bus/train and selects seat.	0 1 2 3	
Identifies bus route numbers and destination.	0 1 2 3	
Identifies C-Train names and colours.	0 1 2 3	
Demonstrates how to use bus pass or pay fare.	0 1 2 3	
Stays alert while in transit and identifies landmarks along route (may use visuals).	0 1 2 3	
Rings bell/buzzer at the appropriate stop to exit.	0 1 2 3	
Disembarks safety.	0 1 2 3	
Refers to bus/train route map.	0 1 2 3	
Safely waits at the appropriate location to catch the desired bus or train.	0 1 2 3	
Disembarks at the correct location.	0 1 2 3	



Skill Development: Public Transit Skills

Name: _____ Grade: _____ School: _____

